

Northeastern University
Survey of Recent Graduates

Class of 2005

Prepared by the
Office of University Planning and Research

November 2006

Table of Contents

Introduction	1
Summary of Findings	2
Employment Status	3
Methods Used in Job Search	4
Time between Graduation and Full-time Employment	5
Full-time Annual Income	6
Job Offers from Co-op Employers	7
Recommending Co-op	8
Graduate School	9
Post-graduation Preparedness	10
Preparedness for Post-Graduation Job	11

Appendices

Appendix A – Annual Salary Data of Full-time Employed Graduates, Class of 2005

Appendix B – Employers and Job Titles of Full-time Employed Graduates, Class of 2005

Appendix C – Employment Status by College and Major, Class of 2005

Appendix D – Enrollment in Graduate School by NU College/Major, Class of 2005

Appendix E – Graduate School Major by NU Major, Class of 2005

Appendix F – Enrollment in Graduate School by Graduate Institution, Class of 2005

Appendix G – Questionnaire

Introduction

This report presents findings from the annual *Survey of Recent Graduates* conducted by the Office of University Planning and Research for the Department of Career Services. Full-time undergraduates, along with pharmacy and Master's of Physical Therapy students, who graduated between January and May 2005, were included in this survey.

A mixed mode administration of web and paper surveys was used for this study. All graduates with valid email addresses were sent a link to the web survey and a follow-up email reminder. Non-respondents, and those for whom email addresses were unavailable, were sent a paper survey. Over 400 alumni or 22% of the universe responded with 56% obtained through web surveys and 44% coming from traditional paper surveys. The response rate for this survey has been declining with the most recent response rate at 22%. It should be noted that response rates for alumni surveys industry-wide have been declining in recent years.

	Universe		Respondents				% of Universe
	#	% of Total	Web	Mail	Total	% of Total	
Arts & Sciences	595	32%	62	53	115	28%	19%
Bouve	356	19%	41	51	92	22%	26%
Business Administration	528	28%	69	47	116	28%	22%
Computer Science	78	4%	10	3	13	3%	17%
Criminal Justice	138	7%	16	10	26	6%	19%
Engineering	171	9%	27	16	43	10%	25%
Engineering Technology	21	1%	3	2	5	1%	24%
Grand Total	1887	100%	228	182	410	100%	22%

Note: College is unknown for 1 respondent

	Class of						
	1999	2000	2001	2002	2003	2004	2005
Arts & Sciences	160	186	178	269	197	178	115
Bouve	132	132	93	121	66	55	92
Business Administration	108	144	138	194	164	113	116
Computer Science	16	11	17	17	19	11	13
Criminal Justice	65	72	50	64	48	29	26
Engineering	73	72	57	78	68	41	43
Engineering Technology	20	15	11	24	21	11	5
Unknown	0	0	1	0	0	1	1
Grand Total	574	632	545	767	583	439	411
response rate	41%	40%	33%	39%	28%	20%	22%

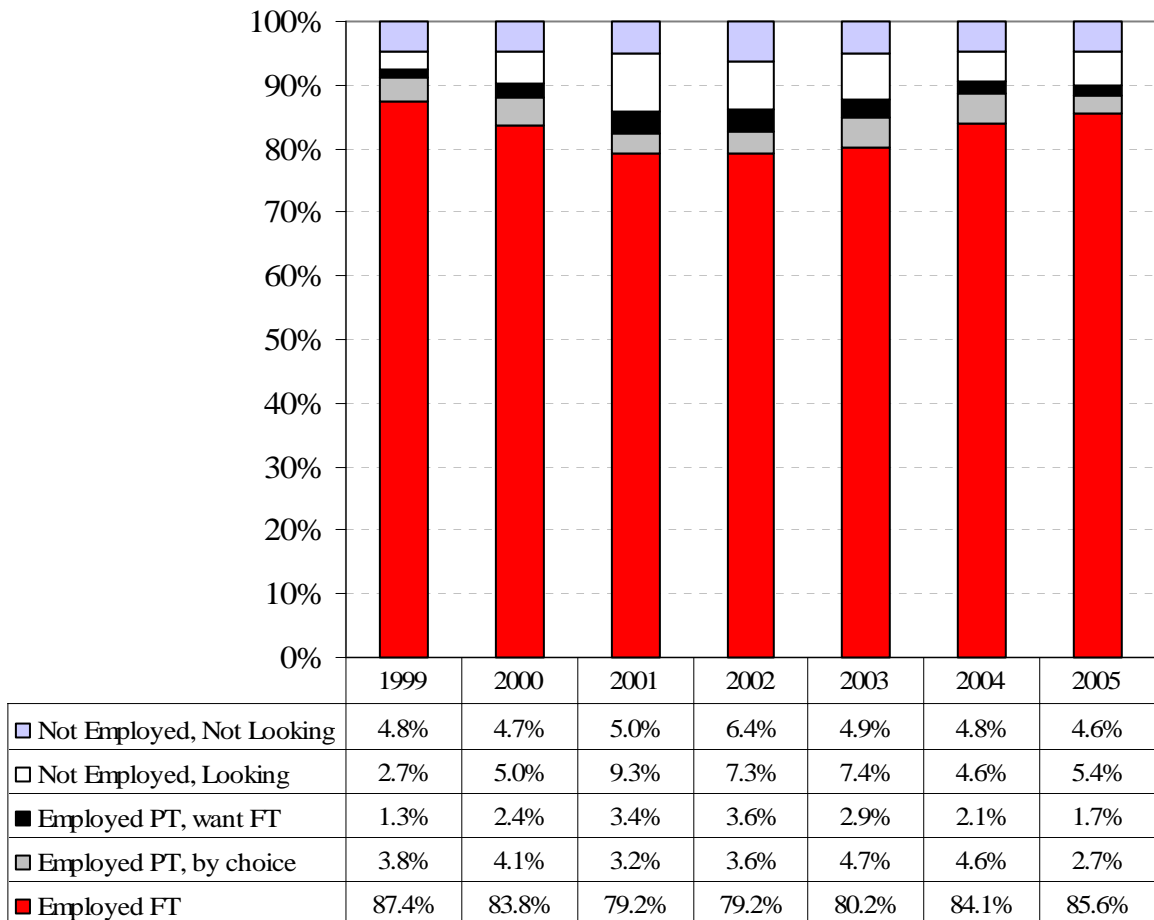
Summary of Findings

- One year after graduation 85.6% of graduates responding to this survey report having secured full-time employment.
- The most frequently mentioned methods used in obtaining a full-time job include *Previous Co-op Employer* (46.0%), *Self* (45.7%), *Internet* (40.5%), *Networking* (28.3%), and *Friends/Relatives* (25.7%).
- Nearly 70% of respondents who had secured full-time employed indicated that they got their job within three months of graduating.
- Overall, the mean annual income for those employed full-time was \$44,714 (nominal dollars).
- Most respondents (92%) report having participated in Co-op.
- Of those who participated in Co-op, 30.3% responded that they currently work for a former Co-op employer and another 29.7% declined an offer from a Co-op employer.
- Approximately 16% of graduates responded that they were enrolled in graduate school.

Findings – Employment Status

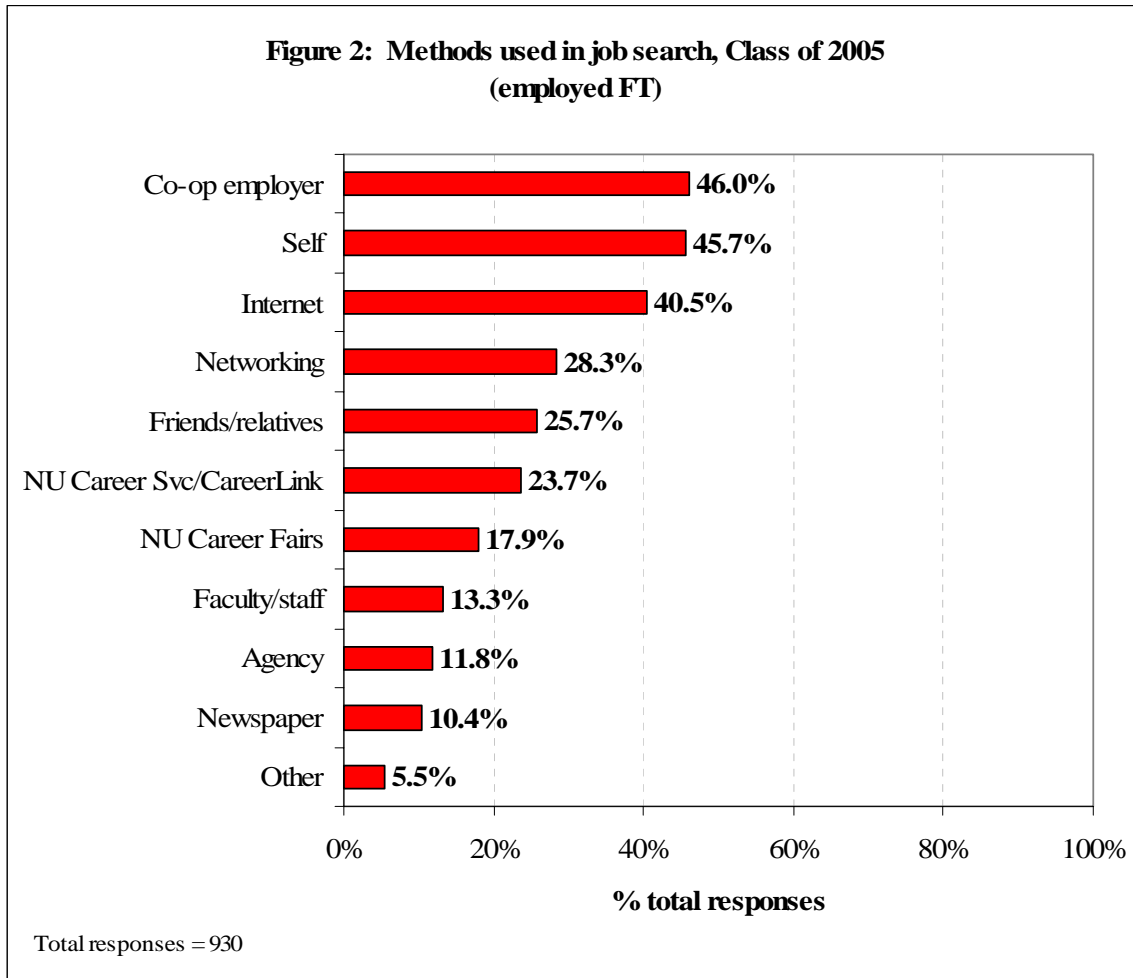
One year after graduation, most graduates (85.6%) from the Class of 2005 have secured full-time employment. In addition, approximately 10% are unemployed, but nearly half of these graduates are not seeking employment. The percentage of graduates employed full-time nine to twelve months after graduation has increased in recent years from the low of 79.2% in both 2001 and 2002. However, it is reasonable to assume that those who are employed full-time might be more likely to respond to such a survey.

Figure 1: Labor Force Status Nine to Twelve Months after Graduation



Findings – Methods Used in Job Search

Graduates were asked to indicate the methods they used to find employment. The frequency of multiple responses for those employed full-time is presented below. The top three responses were Co-op employer (46.0%), Self (45.7%), and Internet (40.5%).



Findings – Time between Graduation and Full-time Employment

Trend data for the last seven graduating classes indicate that on average 46% of recent graduates secure full-time employment *Before or Immediately After Graduation*.

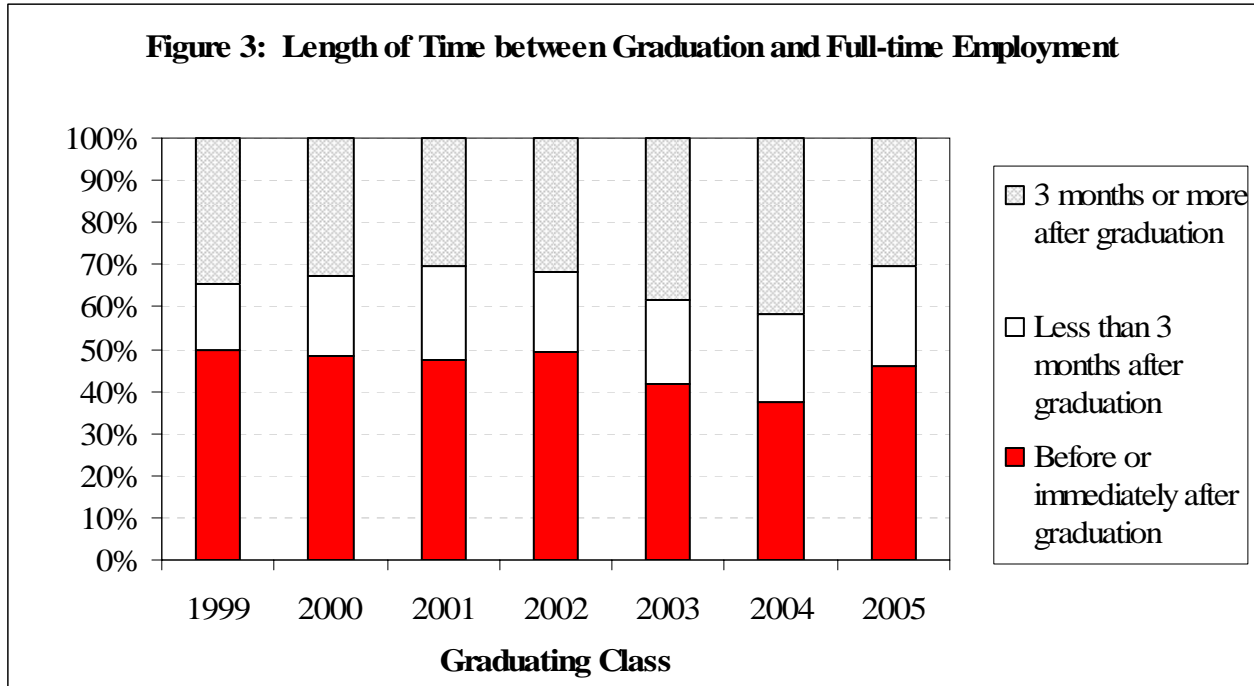


Table 3: Length of Time between Graduation and Full-time Employment, Classes 1999-2005

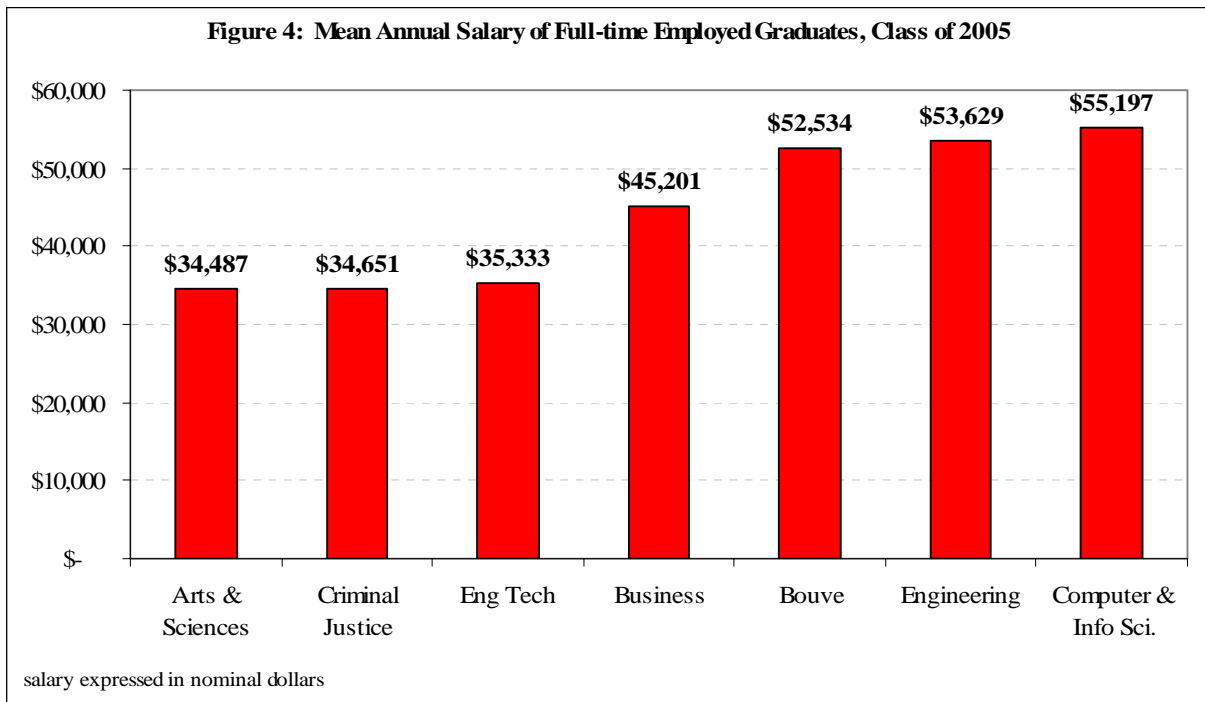
	1999	2000	2001	2002	2003	2004	2005	99-05 average
Before or immediately after graduation	49.6%	48.2%	47.2%	49.2%	41.6%	37.4%	46.1%	45.6%
Less than 3 months after graduation	15.8%	19.0%	22.3%	19.1%	20.1%	20.9%	23.6%	20.1%
3 months or more after graduation	34.6%	32.8%	30.3%	31.7%	38.3%	41.7%	30.3%	34.2%
	100%	100%	100%	100%	100%	100%	100%	-

Findings – Full-time Annual Income

The data indicate that the highest mean annual full-time salaries are earned by those graduating from the professional programs such as Computer Science, Engineering, Health Sciences, and Business.

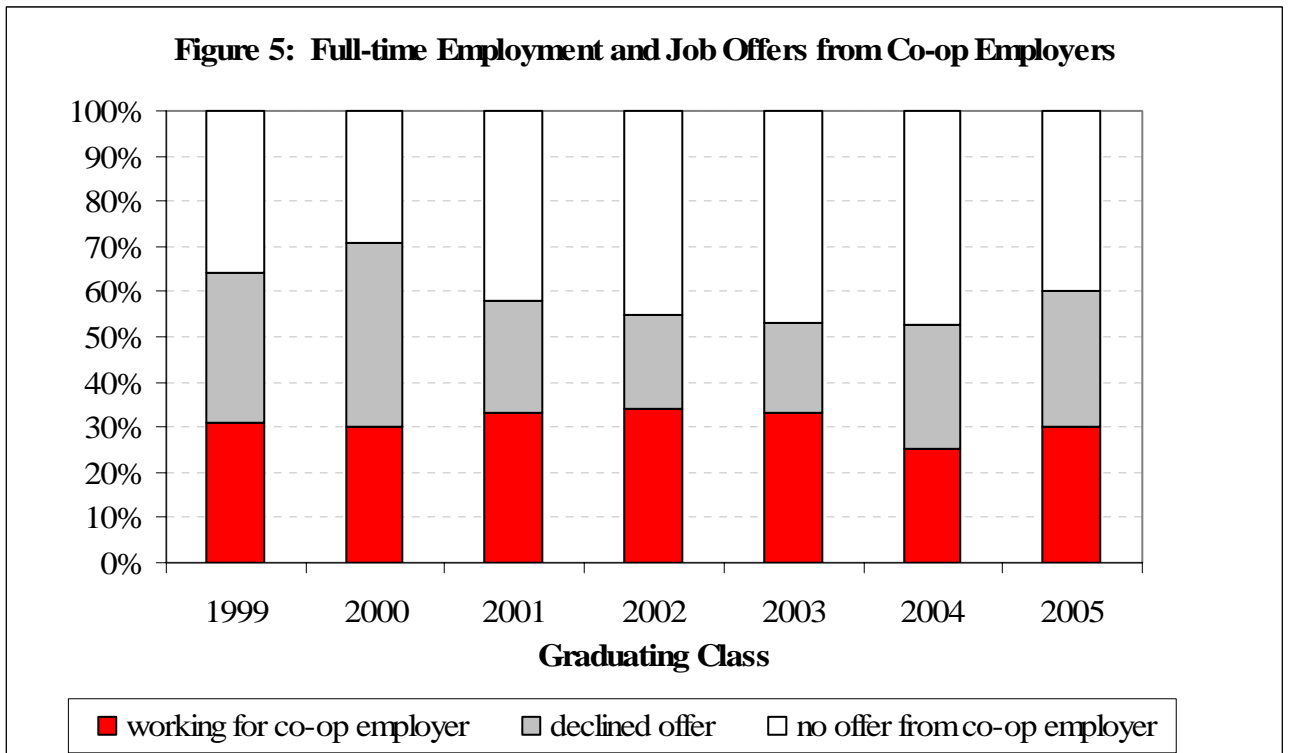
NU College		Mean	Median	Minimum	Maximum	N
Arts & Sciences	\$	34,487	\$ 34,000	\$ 10,000	\$ 65,000	N=75
Criminal Justice	\$	34,651	\$ 35,000	\$ 20,000	\$ 56,000	N=19
Eng Tech	\$	35,333	\$ 36,000	\$ 34,000	\$ 36,000	N=3
Business	\$	45,201	\$ 43,000	\$ 30,000	\$ 90,000	N=84
Bouve	\$	52,534	\$ 50,000	\$ 21,000	\$ 100,000	N=67
Engineering	\$	53,629	\$ 54,000	\$ 25,000	\$ 90,000	N=32
Computer & Info Sci.	\$	55,197	\$ 58,500	\$ 37,000	\$ 81,000	N=13
Total	\$	44,714	\$ 42,000	\$ 10,000	\$ 100,000	N=293

Source: SRG Class of 2005



Findings – Job Offers from Co-op Employers

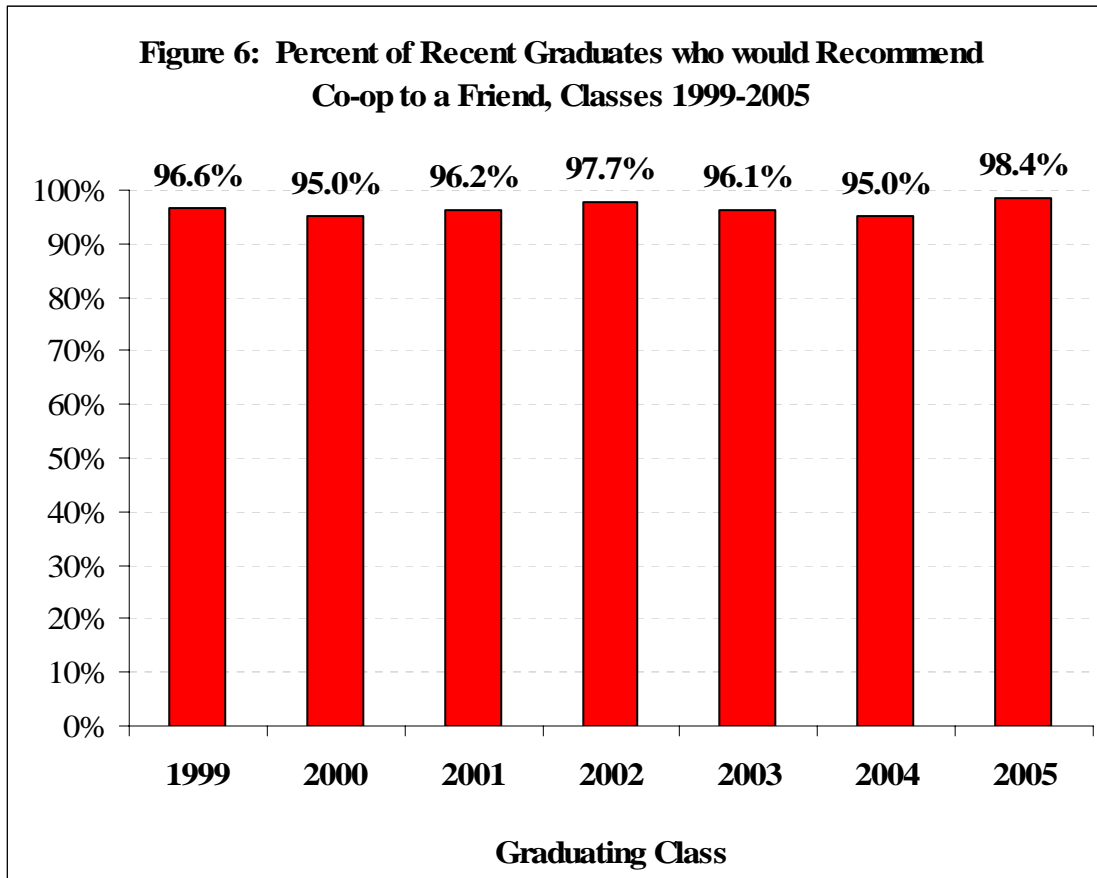
Most respondents indicated they participated in Co-op (92.0%). These graduates were asked a series of questions related to offers of employment from previous Co-op employers. Trend data for the last seven years indicate that on average approximately 60% of recent graduates who participated in Co-op received a job offer from a Co-op employer (counting those working for a Co-op employer and those who declined an offer).



	1999	2000	2001	2002	2003	2004	2005	99-05 average
working for co-op employer	31.0%	30.0%	33.0%	34.0%	33.0%	25.3%	30.3%	30.9%
declined offer	33.0%	40.0%	25.0%	21.0%	20.0%	27.5%	29.7%	28.0%
no offer from co-op employer	36.0%	29.0%	42.0%	45.0%	47.0%	47.1%	40.0%	40.9%
	100%	99%	100%	100%	100%	100%	100%	-

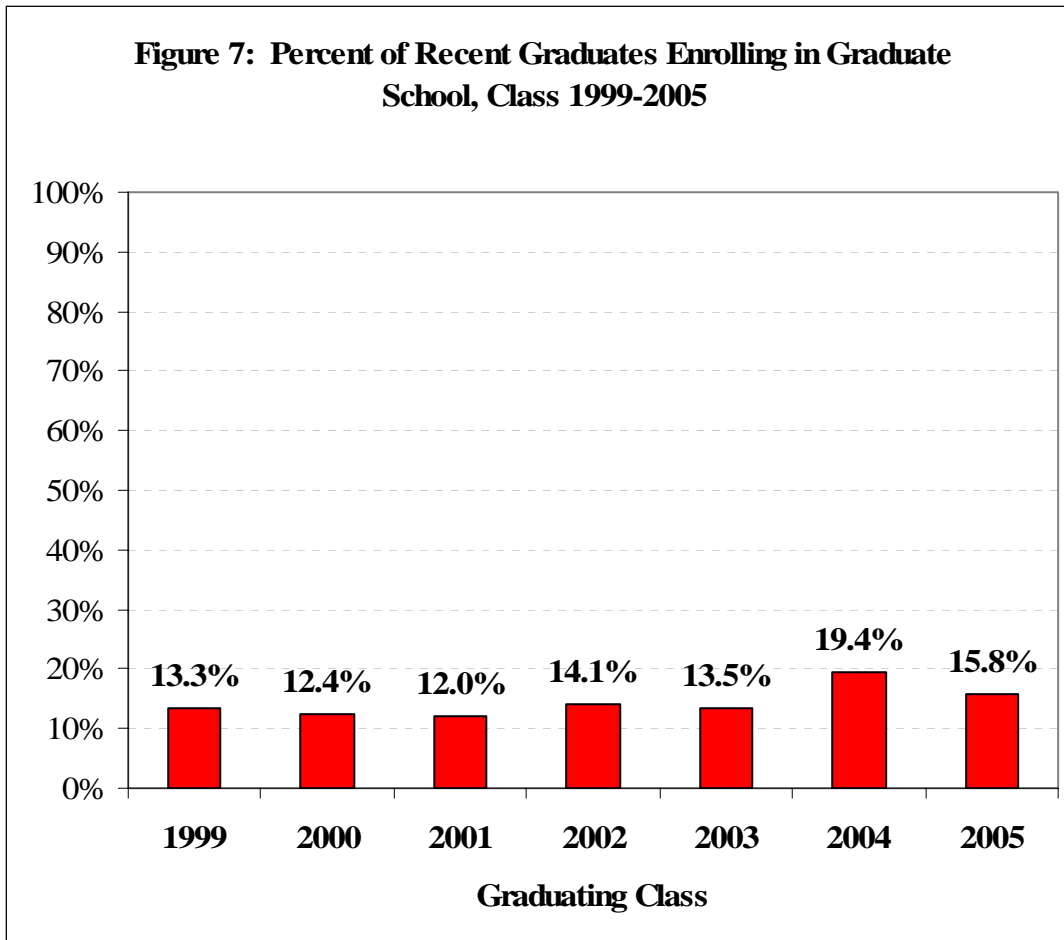
Findings – Recommending Co-op

Each year we ask Recent Graduates if they would recommend a Co-op based program to a friend who was making plans to attend college. Trend data are consistent and indicate that most graduates who participated in Co-op would recommend it to a friend.



Findings – Graduate School

For the Class of 2005, 15.8% continued on to graduate school nine to twelve months after leaving Northeastern. This figure is consistent with the trend for the last seven graduating classes.



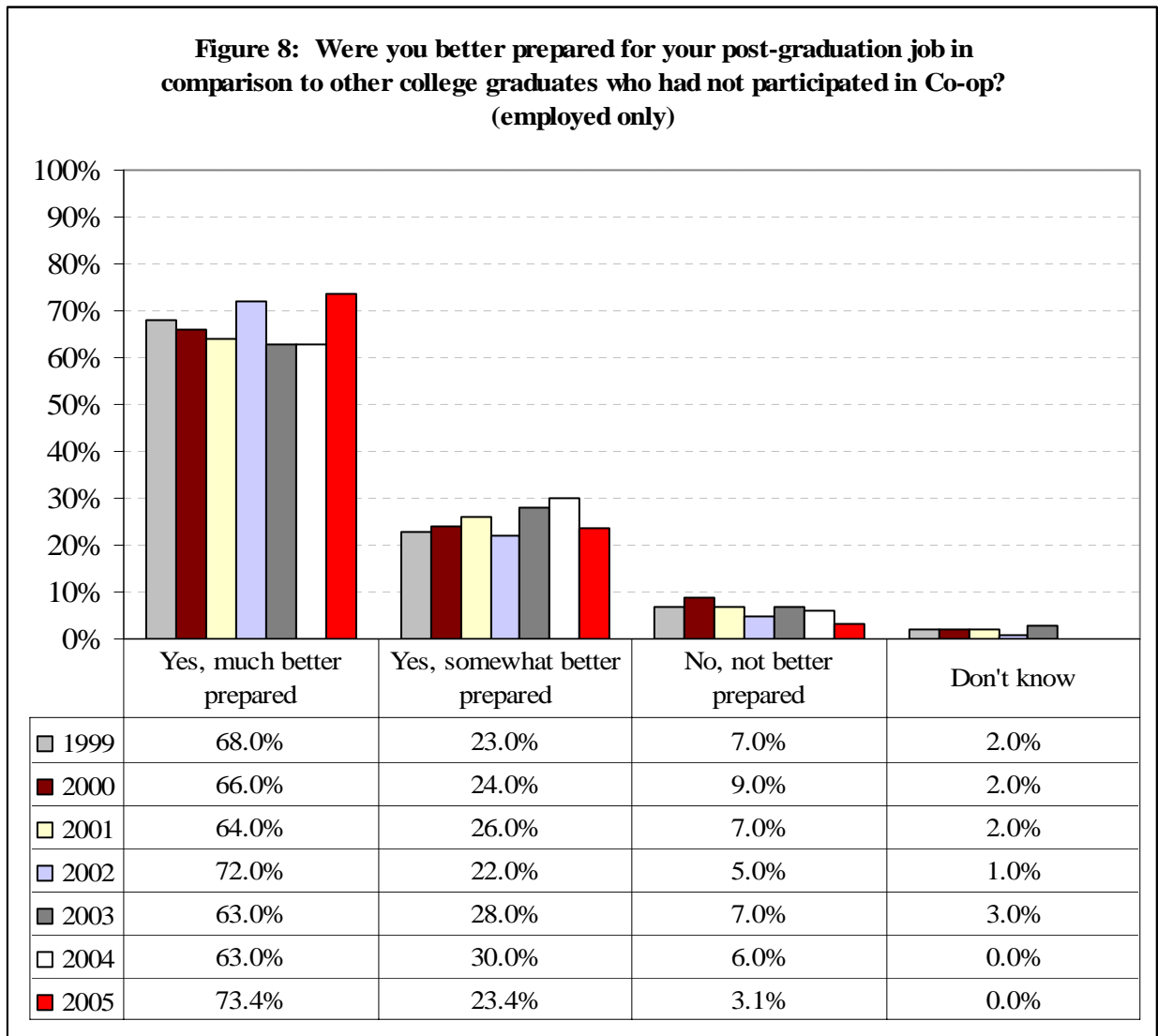
Findings – Post-graduation Preparedness

All Recent Graduates were asked to reflect on their preparedness upon graduation to identify and manage their career and educational goals. Using a five-point scale, a departure from the balance of the survey, 2005 Recent Graduates were in general agreement that they were prepared for these post-graduation challenges. Data from prior administrations of this survey are consistent with the 2005 results.

Table 6: Preparedness for Educational and Career Challenges, Classes 1999-2005							
	% Well or Very Well Prepared (values 4 and 5)						
	1999	2000	2001	2002	2003	2004	2005
<i>Knowing how to research the businesses or organizations in which you wanted to work.</i>	67%	67%	67%	70%	66%	66%	70%
<i>Knowing where to search for relevant job opportunities.</i>	69%	69%	67%	70%	63%	67%	69%
<i>Identifying your immediate career/work goals.</i>	69%	62%	59%	65%	56%	65%	70%
<i>Identifying your long-term career/work goals.</i>	61%	57%	57%	59%	55%	58%	63%
<i>Understanding what it takes to manage your career goals.</i>	61%	59%	51%	59%	53%	64%	62%

Findings – Preparedness for Post-Graduation Job

Each year graduates are asked their perception of how prepared they were for their post-graduation job compared to other graduates who had not participated in a cooperative education program. The chart below presents the responses for the last seven graduating classes. Consistently, the majority of respondents perceive that they were *Much Better Prepared* for their jobs than were graduates who did not participate in a cooperative education program.



Annual Salary Data of Full-time Employed Graduates, Class of 2005				
	Annual Salary			
	mean	min	max	N
Engineering				
Chemical	-	-	-	1
Civil	\$48,600	\$45,000	\$54,000	5
Computer Engineering	\$53,750	\$35,000	\$65,000	4
Electrical	\$55,249	\$30,000	\$90,000	13
Mechanical, Industrial	\$57,211	\$48,000	\$75,000	9
Engineering Total	\$53,629	\$25,000	\$90,000	32
Computer and Inf. Science				
Computer Science	\$54,278	\$37,000	\$60,000	9
Information Science	\$57,265	\$40,000	\$81,000	4
Computer and Inf. Science Total	\$55,197	\$37,000	\$81,000	13
Arts & Sciences				
American Sign Lang	-	-	-	1
Art, Architecture	\$38,233	\$30,000	\$50,000	9
Behavioral Neuroscience	\$39,000	-	-	2
Biology/Biochemistry	\$30,700	-	-	2
Communication Studies	\$33,346	\$22,000	\$45,000	13
Economics	\$35,333	\$31,000	\$40,000	3
English	\$35,500	\$29,000	\$40,000	4
International Affairs	\$40,000	-	-	2
Journalism	\$32,625	\$28,500	\$36,000	4
Music	\$39,500	-	-	2
Other A&S	\$24,500	\$10,000	\$33,500	3
Physical Sciences, other	\$40,667	\$40,000	\$42,000	3
Political Science	\$35,373	\$28,000	\$50,000	11
Psychology	\$32,454	\$20,000	\$65,000	12
Social Science, other	\$31,000	-	-	2
Sociology/Anthropology	\$31,500	-	-	2
Arts & Sciences Total	\$34,487	\$10,000	\$65,000	75
Business Administration				
Accounting	\$45,600	\$43,000	\$52,000	5
Business, other	\$47,000	\$38,000	\$58,000	4
Entrepreneurial Mgmt	\$40,917	\$30,000	\$65,000	6
Finance	\$52,894	\$35,000	\$90,000	17
Information Systems	\$46,427	\$34,000	\$60,000	11
International Business	\$62,500	-	-	2
Management	\$40,854	\$31,000	\$65,000	14
Marketing	\$41,140	\$32,000	\$67,000	25
Business Adm. Total	\$45,201	\$30,000	\$90,000	84
Criminal Justice	\$34,651	\$20,000	\$56,000	19
Engineering Technology	\$35,333	\$34,000	\$36,000	3
Bouve				
Athletic Training	\$27,496	\$21,000	\$33,000	5
Bouve, other	\$41,500	-	-	2
Cardiopulmonary Sciences	\$37,500	-	-	2
Nursing	\$53,521	\$38,000	\$67,000	22
Pharmacy	\$74,933	\$33,100	\$100,000	12
Physical Therapy	\$49,730	\$39,806	\$85,000	20
SLPA	\$38,250	\$30,000	\$50,000	4
Bouve Total	\$52,534	\$21,000	\$100,000	67
Grand Total	\$44,714	\$10,000	\$100,000	293

Employers and Job Titles of Full-time Employed Graduates, Class of 2005
sorted by NU College and Major/Discipline

<u>College/Major</u>	<u>Employer</u>	<u>Job Title</u>
Engineering		
Civil	Boston Water & Sewer	Project Engineer
	F.A.A.	Civil Engineer
	Natgun Corporation	Project Engineer
	Turner Construction Company	Civil Engineer
	Vanasse Hangen Brustlin	Civil Engineer
	VHB, Inc.	Project Engineer
Computer Engineering	MIT Lincoln Laboratory	Assistant Staff
	Raytheon IDS	Software Engineer
	Spaulding Rehab Hospital	Research Engineer
Electrical	Advanced Electronic Design	Electrical Engineer
	Cisco Systems, Inc.	Associate Systems Engineer
	Draper Laboratory	Member of Technical Staff I
	EMC	Component Engineer
	Harvard University	Manager-Electrical Distribution
	Kernco, Inc	Electrical Engineer
	Liberty Mutual	Technical Analyst
	Massachusetts General Hospital	Research Technician
	Milliman	Actuarial Analyst
	NStar Electric and Gas Corp.	Supervisor, Engineering
	Raytheon	Software Engineer
	Texas Instruments	Electrical Engineer
	United States Army	Infantry Officer
Mechanical, Industrial	Ametek Hughes-Treitler	Analytical Aerospace Engineer
	Bausch & Lomb	Process Engineer
	Bluefin Robotics	Design Engineer
	Bluestone Energy Services , LTD.	Project Manager
	Cytec Corporation	Mechanical Engineer
	DePuy Orthopedics, Inc.	Material/Logistics Engineer
	General Electric Energy Services	Manager of Shop Operations
	Illumina	Manufacturing Engineer II
	Intel	Process Engineer
	Shawmut Design and Construction	Construction Management Training Program

**Employers and Job Titles of Full-time Employed Graduates, Class of 2005
sorted by NU College and Major/Discipline**

<u>College/Major</u>	<u>Employer</u>	<u>Job Title</u>
<i>Computer Science</i>		
Computer Science	BAE Systems	Software Engineer 1
	BostonRealEstate.com	Web Developer
	Citigroup	IT Analyst
	IBM	Software Engineer
	Innovative Health Solutions, an Accuro company	Technical Support Representative
	Molecular Inc.	Associate Software Engineer
	Nortel	Software Developer
	UFA Inc.	Software Engineer
Up To Date, Inc.	Quality Engineer	
Information Science	Citigroup	Technology Analyst
	Massachusetts General Hospital	Web Applications Specialist
	Microsoft	Security Engineer
	US Coast Guard	IT Specialist
<i>Arts & Sciences</i>		
American Sign Lang	Northeastern University	National Interpreter Ed Center Admin Asst.
	Self (subcontractor, freelance)	ASL/Eng Interpreter
Art, Architecture	Bose Corporation	Associate Producer
	Boston University	Coordinator, Annual Giving
	H2M Group	Staff Architect
	Hilb Rogal and Hobbs	Administrative Assistant
	Karta Technologies	Multimedia Developer
	Meredith & Grew	Print and Web Graphics Assistant
	Mullin Consulting, Inc.	Graphic Designer
	Newport Bay Restaurant	Server
	Prudential Vevani Realty	Realtor
Behavioral Neuroscience	AMGEN	Research Associate
	Haraszi & Associates	Office Assistant
	Philadelphia Urosurgical Association	Administrative Assistant
Biology/Biochemistry	Critical Therapeutics, Inc.	Research Associate
	US Genomics	Research Associate

**Employers and Job Titles of Full-time Employed Graduates, Class of 2005
sorted by NU College and Major/Discipline**

<u>College/Major</u>	<u>Employer</u>	<u>Job Title</u>
Communication Studies	Boston Bar Association	Program Assistant
	Brigham and Women's Hospital	Media Relations Coordinator
	Coldwell Banker	Marketing Assistant
	Dana-Farber Cancer Institute	Senior Development Assistant
	Eaton Vance	Admin Asst
	Health Care For All/Community Catalyst	Executive Assistant
	Innkeepers Hospitality	Assistant General Manager
	MSNBC	Electronic Graphics Operator
	Northeastern University	Admin Sec
	United States Senate	Legislative Correspondent
WBZ 1030 AM	Traffic Assistant	
Economics	Comcast SPotlight	Research Analyst
	NIH's National Cancer Institute	Cancer Information Specialist
	The Hartford	Claim Handler
English	4Kids Entertainment	Marketing/Licensing Coordinator
	Cambridge College	Graduate Admissions Representative
	Taylor & Francis Group, LLC	Exhibits Coordinator
	Techbooks/GTS Publishing Services	Manager of Copyediting and Proofreading
International Affairs	Coexistence International	Program Coordinator
	Massachusetts General Hospital	Med tech
	Showcase Construction	Administrative Assistant
Journalism	Andover Public Schools	Teacher
	DMI Partners	Copywriter
	Pearson Education	Editorial Assistant
	Sarasota Herald Tribune	Staff Reporter
	Senator Inn	Boutique Manager
Music	Fi sound	Sound Designer
	SonyBMG Music Entertainment	Inventory Manager
Other A&S	Children's Hospital Boston	Pharmacy Tech
	Groundwater & Environmental Services Inc	Geologist (Junior)
	Peace Corps	HIV Aids Communicator/Teacher of the Deaf

Employers and Job Titles of Full-time Employed Graduates, Class of 2005
sorted by NU College and Major/Discipline

<u>College/Major</u>	<u>Employer</u>	<u>Job Title</u>
Physical Sciences, other	East Hartford BOE	Teacher
	Environmental Health & Engineering, Inc.	Environmental Scientist
	Gentle Giant Moving Company	Crew Chief
Political Science	BELL (Building Educated Leader for Life)	Development Associate
	Campus Crusade for Christ International	Campus Ministry Staff
	Commonwealth of Massachusetts	Fiscal Policy Analyst
	Commonwealth of MA/Office of the Attorney Gen	Legal Assistant
	Harvard University, Women & Public Policy Program	Program Assistant
	Massachusetts Dept. of Education	Education Specialist
	McNamee Lawrence & Co	Financial Analyst
	Office of the Governor	Aide to the Governor
	Sovereign Bank	Customer Service Representative
	Suffolk County District Attorney's Office	Victim Witness Advocate
	The Feldman Group	Assistant Analyst
	Thornberry & Forman, LLC	Litigation Manager
	Wilmer Cutler Pickering Hale and Dorr, LLC	Records Coordinator
Psychology	Berklee College of Music	Administrative and Publications Assistant
	Chabad Day School	Grade 1 and 3 Teacher
	Charles River ARC	Residential Counselor
	Children's Hospital Boston	Administrative Assistant
	Entwistle & Cappucci LLP	Paralegal
	Financial Architects Partners	Executive Assistant
	Joseph H. Gibbons Elementary School	5th Grade Regular Education Teacher
	Pear Tree Point School	Teacher
	The Home for Little Wanderers	Residential Counselor
	The Manhattan Mortgage Co.	Account Executive/Closing Coordinator
	The May Institute	Job Developer
	Vista School	Behavior Technician
	Women's Golf Association of Massachusetts	Tournament Administrator
Social Science, other	Poly Prep Lower School	Assistant Teacher
	St. Gregory the Great School	Teacher
Sociology/Anthropology	Boston Public Schools	Cluster Substitute
	Danatronics Corporation	Office Coordinator
	State Street Financial	Portfolio Administrator

Employers and Job Titles of Full-time Employed Graduates, Class of 2005
sorted by NU College and Major/Discipline

<u>College/Major</u>	<u>Employer</u>	<u>Job Title</u>
Business Administration		
Accounting	Deloitte & Touche	Audit Associate
	Ernst and Young LLP	Staff/Auditor
	Friedman LLP	Accountant
	KPMG	Audit Associate
	NStar Electric and Gas Corp.	Associate Accounting Analyst
	PriceWaters Coopers, LLP	Associate
Busines, other	DHL	Program Manager
	Johnson and Johnson Sales and Logistics Company	Operations Associate and Revenue Specialist
	Medtronic	Human Resource Admin. Assistant
	Reebok International LTD	Export Coordinator
	Self Employed Builder	Self Employed Builder
Entrepreneurial Mgmt	Arnold Worldwide	Assistant Account Manager
	Card Service Int'l	Account Representative
	MFS Investment Management	Internal Wholesaler
	Microsoft	Business Analyst
	Oxford Global Resources	Operations Analyst
	State Street Corp.	Portfolio Administrator
	TAC World Wide	Recruiter
Finance	BAE Systems	Financial Leadership Development Program
	Blue Water Rafting	Nautical Technician
	Department of Defense	Financial Resources Manager
	Federal Deposit Insurance Corporation	Assistant Bank Examiner
	General Dynamics C4 Systems, Inc.	Program Finance Analyst
	General Electric	Financial Analyst
	Gillette Company	Financial Accountant
	Hamilton Sundstrand	Analyst
	JP Morgan Chase	Management Services-Analyst
	Lehman Brothers	Financial Analyst
	Lexington Insurance Company	Underwriting Assistant
	Liberty Mutual Insurance Group	Associate Accountant
	Mercer HR Services	Benefits Administrator
	Oppenheimer Capital	Research Analyst
	Palladium Group	Associate Consultant
	Paul McCoy family Offices	Associate
	PriceWatershouse Coopers, LLP	Assurance Associate
	PTG Capital	NYSE Trader
	Putnam Investments	Data Analyst
	Toll Brothers Inc	Assistant Bookkeeper
Wellington Management Company	Trade Operations Specialist	
Information Systems	Aerotek	Technical Recruiter
	Boston College High School	Manager of Administrative Computing
	Enterprise Rent-A-Car	Management Asst.

Employers and Job Titles of Full-time Employed Graduates, Class of 2005
sorted by NU College and Major/Discipline

<u>College/Major</u>	<u>Employer</u>	<u>Job Title</u>
	Ernst and Young LLP	Reporting Analyst
	FM Global	Data Analyst
	General Dynamics C4 Systems, Inc.	Real Estate Administrator
	IBT	Associate Quality Analyst
	Liberty Mutual	Business Systems Analyst
	Staples, Inc.	Business Analyst
	State Street Corporation	UCI Data/Sys Admin
	Union Beer Distributors	Inventory Coordinator
International Business	Citigroup	Service Rep.
	Elder Hostel Inc	HR Coordinator
	International Monetary Fund	Research Assistant
	The Ayco Company, a Goldman Sachs Company	Financial Analyst
Management	Boston Plan for Excellence	Resident Teacher Middle School Mathematics
	BT Conferencing Inc.	Business Analyst
	C&S Wholesale Grocers	Staff Recruiter
	Departures Magazine American Express	Marketing Associate
	Dollar Tree Stores	DC Operations Analyst
	Filene's	Assistant Buyer
	Foley Hoag LLP	Paralegal
	Global Spectrum/The Ryan Center	Asst. Box Office Manager
	Investor's Bank & Trust	Custody Fund Accountant
	John Hancock	Customer Service Representative
	John Hancock Financial Network	Consultant
	Liberty Mutual Group	Associate Human Resources Representative
	Massachusetts General Hospital	Operations Coordinator
	Plymouth Rock Assurance Corporation	Claim Service Representative
	Recreational Development Corp	Director of Operations
	US Census Bureau	Survey Supervisor
	Viti Inc.	Service Advisor
Marketing	Ally Marketing	Marketing Program Manager
	Boston Public Schools	Staff Assistant
	Cogent Research	Project Manager
	Commonwealth Wine and Spirits	Sales Rep
	Computerworld	Online Account Services Specialist
	Cytosol Labs	Member of Team Customer
	Digitas LLC	Associate in Delivery
	GE Consumer & Industrial (Lighting)	Sales Representative
	General Growth Properties, Inc.	Marketing Coordinator
	Guidance Software	eMarketing Specialist
	Jasco Product Company	District Sales manager
	Lehman Brothers	Analyst
	Liberty Mutual	Account Representative
	Merck	Medical Representative
	MFS Investment Management	Corporate Actions Specialist

Employers and Job Titles of Full-time Employed Graduates, Class of 2005
sorted by NU College and Major/Discipline

<u>College/Major</u>	<u>Employer</u>	<u>Job Title</u>
	People's Bank	Asst. Service Manager
	PepsiCo	Marketing - procurement coordinator
	ProServices Inc	Business Development
	Puma North America Inc.	Credit Analyst
	Rodale Publishing	Advertising & Sales Assistant
	San Diego Marriott Mission Valley	Sales & Catering
	Staples, Inc.	Accountant I
	The London Harness Co	Store Coordinator
	Universal Consulting Group	Account Manager
	WilmerHale	HR Assistant
	YMCA of Greater Boston	Membership and Marketing Director
Criminal Justice		
Criminal Justice	B.U.M.C.	Public Safety
	Children's Hospital Boston	Project Manager
	Counseling and Psychotherapy Center, Inc.	Area Program Coordinator
	Criminal History Systems Board	Computer Operator I
	Data Quest Inc.	Private Investigation
	Karmaloop Boston	Third Key Holder/Supervisor
	Liberty Mutual	Claims Specialist II
	Mass Appeal Entertainment	Executive Assistant
	Northeastern University	Asst. Director of Residential Safety
	Rhode Island Department of Corrections	Principal Research Technician
	Safety Insurance Company	Claims Adjuster
	Spectrum Health Systems, Inc.	Assistant Supervisor
	The Key Program, Inc.	Residential Caseworker
	The Spangenberg Group	Office Manager
	U.S. Department of Homeland Security	Special Agent
	United Shipping Solutions	Office Manager
	United States Government	Deputy United States Marshal
	US Dept of Labor Office of Labor Racketeering & Fraud	Investigative Research Specialist
	Volunteers of America	Case Manager
	YouthBuild Providence	Career Counselor
Engineering Technology		
Engineering Technology	Formulatrix	Mechanical Engineer
	IKEA Stoughton LLC	Systems Training and Specialist
	Meditech	Development Programmer
	Office Of the State Auditor	Analyst
	The Boeing Company, Rotorcraft Division	Manufacturing Engineer
Bouve		
Athletic Training	Boston College	Athletic trainer
	Columbia University	Assistant Athletic Trainer
	Complete athlete LLC	Head Strength & Conditioning Coach
	Framingham State College	Assistant Athletic Trainer
	Parkridge Medical Center	Outreach Athletic Trainer

**Employers and Job Titles of Full-time Employed Graduates, Class of 2005
sorted by NU College and Major/Discipline**

<u>College/Major</u>	<u>Employer</u>	<u>Job Title</u>
Bouve, other	Children's Hospital Boston	Medical Technologist
	Curis	Research Associate
Cardiopulmonary Sciences	Massachusetts General Hospital	Respiratory Therapist
	Medifit Corporate Services	Health and Fitness Specialist
Nursing	Beth Israel Deaconess Medical Center	Registered Nurse
	Beth Israel Deaconess Medical Center	Registered Nurse-Clinical Nurse 1
	Beth Israel Deaconess Medical Center	RN
	Beth Israel Deaconess Medical Center	RNBSN
	Brigham and Women's Hospital	Registered Nurse
	Brigham and Women's Hospital	RN
	Children's Hospital Boston	Registered Nurse
	Children's Hospital Boston	RN
	Children's Hospital Boston	RN/Level 1
	Children's Hospital Boston	Staff Nurse
	Massachusetts General Hospital	Registered Nurse
	Massachusetts General Hospital	RN
	Medical University of South Carolina Medical Center	Registered Nurse
	Montefiore Medical Center	Registered Nurse
	North Shore Long Island Jewish Health System	RN
	Overlook Hospital	RN
University of California San Francisco Medical Center	Registered Nurse	
Pharmacy	Albert Einstein Medical Center	Pharmacy Practice Resident
	Brigham and Women's Hospital	Clinical Pharmacy Specialist
	Brooks Pharmacy	Pharmacist
	Carl T. Hayden VA Medical Center	Pharmacy Resident
	CVS Pharmacy	Pharmacist
	CVS Pharmacy	Pharmacy Manager
	CVS Pharmacy	Staff Pharmacist
	CVS Pharmacy	Team Leader
	Maine Medical Center	Clinical Pharmacist
	Mt. Auburn Hospital	Staff Pharmacist
	Saint Francis Hospital and Medical Center	Pharmacy Practice Resident/Pharmacist
Walgreens Pharmacy	Registered Pharmacist	
Physical Therapy		Physical Therapist
	Baystate Physical Therapy	Physical Therapist
	Cherry Creek Physical Therapy	Physical Therapist
	Children's Hospital Boston	Physical Therapist
	Core Medical Group	Physical Therapist
	Deaconess Medical Center/St. Luke's Rehab	Physical Therapist
	Elite Physical Therapy	Physical Therapist
	Faulkner Hospital	Physical Therapist
	HealthSouth	Physical Therapist
	LRG Healthcare	Physical Therapist
	Marathon Physical Therapy and Sports Medicine	Physical Therapist

**Employers and Job Titles of Full-time Employed Graduates, Class of 2005
sorted by NU College and Major/Discipline**

College/Major**Employer****Job Title**

Mountaintop Physical Therapy and Wellness Center	Physical Therapist
P.G. Chambers	Physical Therapist
Performance Physical Therapy	Physical Therapist
Perkins School for the Blind	Physical Therapist
Shaunessey- Kaplan Rehab Hospital- OPD	Staff Physical Therapist
Shriners Burns Hospital	Physical Therapist
Spaulding Rehab Hospital	Physical Therapist
Sports and PT Assoc/Charles Street Family Chiropractic	Physical Therapist
Sports Therapy and Rehabilitation Inc.	Physical Therapist
St. David's Medical Center / HCA.	Physical Therapist
Thom Child and Family Services	Physical Therapist
UMass Memorial Hospital	Physical Therapist
Wentworth-Douglass Hospital	Physical Therapist

SLPA

JFK Medical Center/Solaris Health Systems	Speech Language Path
Learning Prep School	Speech and Language Pathologist
Saint Anne's Hospital	Speech Language Pathologist
South Shore Hospital	Speech-Language Pathologist
Speech Therapy Group, LLC	Speech Language Pathologist
The South East Center	Speech/Language Therapy Assistant

Employment Status by College and Major, Class of 2005

	Full-time	Part-time by choice	Part-time want FT	Not Employed looking for work	Not Employed not looking	Grand Total	Full-time	Part-time by choice	Part-time want FT	Not Employed looking for work	Not Employed not looking	Grand Total
Chemical	1	1				2	50%	50%				100%
Civil	6				1	7	86%				14%	100%
Computer Engineering	4					4	100%					100%
Electrical	16	1	1			18	89%	6%	6%			100%
Mechanical, Industrial	10			1	1	12	83%			8%	8%	100%
Engineering Total	37	2	1	1	2	43	86%	5%	2%	2%	5%	100%
Computer Science	9					9	100%					100%
Information Science	4					4	100%					100%
Computer and Inf. Science	13					13	100%	0%	0%	0%	0%	100%
American Sign Lang	2					2	100%					100%
Art, Architecture	10	1				11	91%	9%				100%
Behavioral Neuroscience	3				4	7	43%				57%	100%
Biology/Biochemistry	3	1			2	6	50%	17%			33%	100%
Communication Studies	14					14	100%					100%
Economics	3					3	100%					100%
English	4			1		5	80%			20%		100%
International Affairs	3					3	100%					100%
Journalism	5	1				6	83%	17%				100%
Music	2	1			1	4	50%	25%			25%	100%
Other A&S	4					4	100%					100%
Physical Sciences, other	3				1	4	75%				25%	100%
Political Science	14	2		1	3	20	70%	10%		5%	15%	100%
Psychology	13	2	1	1		17	76%	12%	6%	6%		100%
Social Science, other	2	1		1		4	50%	25%		25%		100%
Sociology/Anthropology	3		1	1		5	60%		20%	20%		100%
Arts & Sciences Total	88	9	2	5	11	115	77%	8%	2%	4%	10%	100%
Accounting	8					8	100%					100%
Business, other	5					5	100%					100%
Entrepreneurial Mgmt	8			1		9	89%			11%		100%
Finance	24				2	26	92%				8%	100%
Information Systems	13					13	100%					100%
International Business	5		1			6	83%		17%			100%
Management	19					19	100%					100%
Marketing	28			2		30	93%			7%		100%
Business Adm. Total	110		1	3	2	116	95%	0%	1%	3%	2%	100%
Criminal Justice	23			1	2	26	88%	0%	0%	4%	8%	100%
Engineering Technology	5					5	100%	0%	0%	0%	0%	100%
Athletic Training	5		1			6	83%		17%			100%
Bouve, other	2					2	100%					100%
Cardiopulmonary Sciences	2					2	100%					100%
Nursing	22					22	100%					100%
Pharmacy	14					14	100%					100%
Physical Therapy	24		2	11		37	65%		5%	30%		100%
SLPA	7				2	9	78%				22%	100%
Bouve Total	76		3	11	2	92	83%	0%	3%	12%	2%	100%
Grand Total	352	11	7	21	19	410	86%	3%	2%	5%	5%	100%

Enrollment in Graduate School by NU College/Major, Class of 2005

	Attending Graduate School		
	Full-time	Part-time	Grand Total
Chemical	2		2
Civil	1		1
Computer Engineering	1		1
Electrical	1	2	3
Mechanical, Industrial	1	1	2
Engineering Total	6	3	9
Computer and Inf. Science		1	1
American Sign Lang		1	1
Art, Architecture	2		2
Behavioral Neuroscience	4	1	5
Biology/Biochemistry	4		4
Communication Studies		1	1
English	1		1
Journalism	1	1	2
Music	1		1
Physical Sciences, other	1	1	2
Political Science	4	1	5
Psychology	3		3
Social Science, other	2		2
Sociology/Anthropology	1		1
Arts & Sciences Total	24	6	30
Accounting	1		1
Finance	2	1	3
Management	1		1
Business Adm. Total	4	1	5
Criminal Justice	3	1	4
Engineering Technology		1	1
Athletic Training	1	2	3
Cardiopulmonary Sciences		1	1
Physical Therapy	7	2	9
SLPA	2		2
Bouve Total	10	5	15
Grand Total	47	18	65

Graduate School Major by NU College/Major		
<u>NU College/Major</u>	<u>Graduate School Major</u>	<u>#</u>
Arts & Sciences		
<i>American Sign Lang</i>	<i>Leadership</i>	1
<i>Art, Architecture</i>	<i>Unknown</i>	1
	<i>Masters in Architecture</i>	1
<i>Behavioral Neuroscience</i>	<i>Medicine</i>	3
	<i>Nutrition</i>	1
	<i>Public Health</i>	1
<i>Biology/Biochemistry</i>	<i>Marine Biology</i>	1
	<i>Medical Sciences</i>	1
	<i>Medicine</i>	1
	<i>Molecular Cell Biology</i>	1
<i>Communication Studies</i>	<i>Organizational Communication</i>	1
<i>English</i>	<i>Organizational and Corporate Communication</i>	1
<i>Journalism</i>	<i>Elementary Education</i>	1
	<i>Library and Information Science</i>	1
<i>Music</i>	<i>Unknown</i>	1
<i>Physical Sciences, other</i>	<i>Applied Physics</i>	1
	<i>Environmental Management</i>	1
<i>Political Science</i>	<i>Law (JD)</i>	2
	<i>Public Administration</i>	2
	<i>Public Policy</i>	1
<i>Psychology</i>	<i>Applied Behavior Analysis</i>	1
	<i>Social Work</i>	1
	<i>Unknown</i>	1
<i>Social Science, other</i>	<i>Political Science</i>	1
	<i>Social Work</i>	1
<i>Sociology/Anthropology</i>	<i>Sociology of Education</i>	1
Business Administration		
<i>Accounting</i>	<i>Accounting</i>	1
<i>Finance</i>	<i>Business Administration</i>	3
<i>Management</i>	<i>K-12 Education</i>	1

Graduate School Major by NU College/Major		
<u>NU College/Major</u>	<u>Graduate School Major</u>	<u>#</u>
Computer and Inf. Science		
<i>Information Science</i>	<i>IT Management</i>	1
Criminal Justice		
<i>Criminal Justice</i>	<i>Criminal Justice/ Psychology</i>	1
	<i>Law (JD)</i>	2
	<i>Criminal Justice</i>	1
Bouve		
<i>Athletic Training</i>	<i>Administrative Studies</i>	1
	<i>Doctor of Osteopathic Medicine (D.O.)</i>	1
	<i>Nutrition and Public Health</i>	1
<i>Cardiopulmonary Sciences</i>	<i>Nursing</i>	1
<i>Physical Therapy</i>	<i>Physical Therapy</i>	9
<i>SLPA</i>	<i>Speech Language Pathology</i>	1
	<i>Communication Sciences & Disorders</i>	1
Engineering		
<i>Chemical</i>	<i>Chemical Engineering</i>	2
<i>Civil</i>	<i>Environmental Law</i>	1
<i>Computer Engineering</i>	<i>Computer Science</i>	1
<i>Electrical</i>	<i>Electrical Engineering</i>	2
	<i>Power System Management</i>	1
<i>Mechanical, Industrial</i>	<i>Business Administration</i>	1
	<i>Mechanical Engineering</i>	1
Engineering Technology		
<i>Engineering Technology</i>	<i>Manufacturing Engineering</i>	1
Grand Total		65

Enrollment in Graduate School by Graduate Institution, Class of 2005		
<u>Institution</u>	<u>#</u>	<u>%</u>
<i>Adelphi University</i>	1	1.5%
<i>Bentley College</i>	1	1.5%
<i>Boston College</i>	1	1.5%
<i>Boston College Law School</i>	1	1.5%
<i>Boston University</i>	4	6.2%
<i>Brown University</i>	1	1.5%
<i>Catholic University, Columbus School of Law</i>	1	1.5%
<i>Drexel University</i>	2	3.1%
<i>Emerson College</i>	1	1.5%
<i>Franklin Pierce College</i>	1	1.5%
<i>Georgia Tech</i>	1	1.5%
<i>Harvard University</i>	1	1.5%
<i>Hofstra University School Law</i>	1	1.5%
<i>Indiana University</i>	1	1.5%
<i>Keller Graduate School of Management</i>	1	1.5%
<i>MGH Institute of Health Prof.</i>	1	1.5%
<i>New York University</i>	1	1.5%
<i>Northeastern University</i>	19	29.2%
<i>NYU School of Medicine</i>	1	1.5%
<i>Pace University Law School</i>	1	1.5%
<i>Penn State</i>	1	1.5%
<i>Philadelphia College of Osteopathic Medicine</i>	1	1.5%
<i>Regis College</i>	1	1.5%
<i>Roger Williams University School of Law</i>	1	1.5%
<i>Salem State</i>	1	1.5%
<i>San Diego State University</i>	2	3.1%
<i>San Jose State University</i>	1	1.5%
<i>SUNY Stony Brook</i>	1	1.5%
<i>Teachers College at Columbia University</i>	1	1.5%
<i>Umass Boston</i>	1	1.5%
<i>University of Bridgeport</i>	1	1.5%
<i>University of California at Santa Barbara</i>	1	1.5%
<i>University of Connecticut</i>	1	1.5%
<i>University of Connecticut School of Medicine</i>	1	1.5%
<i>University of Michigan</i>	1	1.5%
<i>University of Pennsylvania</i>	1	1.5%
<i>University of Rochester School of Medicine</i>	1	1.5%
<i>University of Texas at Austin</i>	1	1.5%
<i>Widener University</i>	1	1.5%
<i>Widener University School of Law</i>	1	1.5%
<i>WPI</i>	1	1.5%
<i>Yale University School of Medicine</i>	1	1.5%
	65	100%

Northeastern University Survey of 2005 Graduates

«login»

Dear 2005 Northeastern Graduate,

A few weeks ago, we conducted an on-line version of *Northeastern's Survey of 2005 Graduates*. If you have already participated in this recent on-line survey, we appreciate your feedback and you can disregard this mailing. If you haven't yet participated in the on-line survey, please consider providing us with your feedback at this time. The survey is very brief and you can participate either by mail or on-line. Results from this important survey will help us assess the employment and post-graduation plans of Northeastern graduates.

To respond by mail → complete the enclosed survey and return it to us in the postage-paid envelope.

Or

To respond on-line → complete the on-line survey at <https://nuapps2.neu.edu/esurveyor/recgrads.nsf/respond> Your personal login is: «login»

This brief survey should take only a few minutes of your time, yet your participation is invaluable to the University as it seeks to improve its services and placement efforts. We know that your time is very valuable and because your input is so important to us, all survey respondents will be entered into a raffle to win one of five **\$100 American Express gift cards**.

Participation in this survey is voluntary, though I hope very much you will respond. While the survey is not anonymous, any reports or publications based on this study will only use group data. Information you provide will remain strictly confidential and individual responses will never be identified. If you have any questions about the survey, please contact Nancy Ludwig in the Office of University Planning and Research at 617-373-8565 or n.ludwig@neu.edu. Thank you for your time and consideration.

Sincerely,

Mark Putnam
Director
Office of University Planning and Research
Northeastern University

Section I About You

1. What degree did you receive from NU?
 Bachelor's
 Master's
 PharmD
2. Did you come to NU as a:
 freshman
 transfer
3. What is your current employment status?
(Note: part-time is less than 30 hours per week)
 Employed Full-time
 Employed Part-time, by choice
 Employed Part-time, but want full-time work
 Not Employed, Looking for work (skip to Section III)
 Not Employed, Not Looking for work (skip to Section III)

Section II Employment Information

1. Employer/Company Name _____
City _____ State _____ Zip _____ Country _____
Your job title _____ Annual income on this job \$ _____ per year

2. What methods did you use in your job search (check all that apply)

- | | | |
|---|---|--|
| <input type="checkbox"/> Previous co-op employer | <input type="checkbox"/> Faculty or staff member | <input type="checkbox"/> NU Career Services/Husky CareerLink |
| <input type="checkbox"/> Newspaper want ads | <input type="checkbox"/> Internet listing (other than Husky CareerLink) | <input type="checkbox"/> Employment agency |
| <input type="checkbox"/> NU Career Fairs | <input type="checkbox"/> Networking | <input type="checkbox"/> Friends or relatives |
| <input type="checkbox"/> Self (applied directly to companies) | <input type="checkbox"/> Other (please specify) _____ | |

Section III About Co-op

1. Did you participate in Co-op while at NU? Yes No
(go to Section IV)

2. In total, how many Co-op assignments did you have while at NU? _____

3. Please indicate the years in which you participated in Co-op and the length of your Co-op for that year (check all that apply).

	Participated in one or more 3 month Co-ops	Participated in a 6 month Co-op	Did not participate in Co-op during this year
Sophomore year	<input type="checkbox"/>	<input type="checkbox"/>	<input type="checkbox"/>
Middler year	<input type="checkbox"/>	<input type="checkbox"/>	<input type="checkbox"/>
Junior year	<input type="checkbox"/>	<input type="checkbox"/>	<input type="checkbox"/>
Senior year	<input type="checkbox"/>	<input type="checkbox"/>	<input type="checkbox"/>

4. Please reflect on all the Co-ops you participated in at NU and indicate how your **overall Co-op experience compared to your expectations of Co-op?**

Much better Somewhat better As expected Somewhat worse Much worse

5. Considering your overall Co-op experience, please indicate the extent to which you agree with the following statements:

	Disagree... ...Agree									
	1	2	3	4	5	6	7	8	9	10
• Co-op helped clarify my career goals/career exploration.	<input type="checkbox"/>	<input type="checkbox"/>	<input type="checkbox"/>	<input type="checkbox"/>	<input type="checkbox"/>	<input type="checkbox"/>	<input type="checkbox"/>	<input type="checkbox"/>	<input type="checkbox"/>	<input type="checkbox"/>
• I was able to apply skills/knowledge gained in the classroom to my Co-op experiences.	<input type="checkbox"/>	<input type="checkbox"/>	<input type="checkbox"/>	<input type="checkbox"/>	<input type="checkbox"/>	<input type="checkbox"/>	<input type="checkbox"/>	<input type="checkbox"/>	<input type="checkbox"/>	<input type="checkbox"/>
• Co-op provided an opportunity for career networking.	<input type="checkbox"/>	<input type="checkbox"/>	<input type="checkbox"/>	<input type="checkbox"/>	<input type="checkbox"/>	<input type="checkbox"/>	<input type="checkbox"/>	<input type="checkbox"/>	<input type="checkbox"/>	<input type="checkbox"/>
• Co-op enhanced my classroom learning.	<input type="checkbox"/>	<input type="checkbox"/>	<input type="checkbox"/>	<input type="checkbox"/>	<input type="checkbox"/>	<input type="checkbox"/>	<input type="checkbox"/>	<input type="checkbox"/>	<input type="checkbox"/>	<input type="checkbox"/>
• NU did a good job of integrating my academic and Co-op learning.	<input type="checkbox"/>	<input type="checkbox"/>	<input type="checkbox"/>	<input type="checkbox"/>	<input type="checkbox"/>	<input type="checkbox"/>	<input type="checkbox"/>	<input type="checkbox"/>	<input type="checkbox"/>	<input type="checkbox"/>
• Co-op promoted my personal and professional growth.	<input type="checkbox"/>	<input type="checkbox"/>	<input type="checkbox"/>	<input type="checkbox"/>	<input type="checkbox"/>	<input type="checkbox"/>	<input type="checkbox"/>	<input type="checkbox"/>	<input type="checkbox"/>	<input type="checkbox"/>
• Co-op strengthened my resume.	<input type="checkbox"/>	<input type="checkbox"/>	<input type="checkbox"/>	<input type="checkbox"/>	<input type="checkbox"/>	<input type="checkbox"/>	<input type="checkbox"/>	<input type="checkbox"/>	<input type="checkbox"/>	<input type="checkbox"/>
• Co-op helped to integrate concepts in my major.	<input type="checkbox"/>	<input type="checkbox"/>	<input type="checkbox"/>	<input type="checkbox"/>	<input type="checkbox"/>	<input type="checkbox"/>	<input type="checkbox"/>	<input type="checkbox"/>	<input type="checkbox"/>	<input type="checkbox"/>
• Co-op helped finance my education.	<input type="checkbox"/>	<input type="checkbox"/>	<input type="checkbox"/>	<input type="checkbox"/>	<input type="checkbox"/>	<input type="checkbox"/>	<input type="checkbox"/>	<input type="checkbox"/>	<input type="checkbox"/>	<input type="checkbox"/>
• Co-op enhanced my job-related skills.	<input type="checkbox"/>	<input type="checkbox"/>	<input type="checkbox"/>	<input type="checkbox"/>	<input type="checkbox"/>	<input type="checkbox"/>	<input type="checkbox"/>	<input type="checkbox"/>	<input type="checkbox"/>	<input type="checkbox"/>

6. Would you recommend a co-op based education to a friend who was making plans to attend college? Yes No

7. Are you currently working for a former Co-op employer? Yes (skip to 9 below) No N/A or not yet employed (skip to Section IV)

8. If no, did you get any offers from former Co-op employers? Yes No

8a. Why did you not accept the offer? _____

9. Do you think you were better prepared for your post-graduation job as a result of your Co-op experience compared to other college graduates who had not participated in Co-op?
 Yes, much better prepared Yes, somewhat better prepared No, not better prepared Don't know Not currently employed

Section IV Out of Classroom Learning Experiences

1. Aside from Co-op, Northeastern offers students various opportunities to engage in *practice-oriented learning experiences* which occur outside the classroom. Please check which of these practice-oriented learning opportunities you participated in while at NU (check all that apply).

- | | |
|---|---|
| <input type="checkbox"/> None, or did not participate (skip to Section V) | <input type="checkbox"/> Clinical |
| <input type="checkbox"/> Study Abroad | <input type="checkbox"/> Practicum |
| <input type="checkbox"/> Service Learning | <input type="checkbox"/> Student Teaching |
| <input type="checkbox"/> Undergraduate Research | <input type="checkbox"/> Other _____ |

2. Reflecting on your overall experience in the *practice-oriented experiences listed above*, please indicate to what extent you agree with the following statements:

Disagree... ...Agree

1 2 3 4 5 6 7 8 9 10

- | | | | | | | | | | | |
|---|--------------------------|--------------------------|--------------------------|--------------------------|--------------------------|--------------------------|--------------------------|--------------------------|--------------------------|--------------------------|
| • My <i>practice-oriented experiences</i> promoted my personal and professional growth. | <input type="checkbox"/> | <input type="checkbox"/> | <input type="checkbox"/> | <input type="checkbox"/> | <input type="checkbox"/> | <input type="checkbox"/> | <input type="checkbox"/> | <input type="checkbox"/> | <input type="checkbox"/> | <input type="checkbox"/> |
| • My <i>practice-oriented experiences</i> helped integrate concepts in my major. | <input type="checkbox"/> | <input type="checkbox"/> | <input type="checkbox"/> | <input type="checkbox"/> | <input type="checkbox"/> | <input type="checkbox"/> | <input type="checkbox"/> | <input type="checkbox"/> | <input type="checkbox"/> | <input type="checkbox"/> |
| • NU did a good job of integrating my academic learning and <i>practice-oriented experiences</i> . | <input type="checkbox"/> | <input type="checkbox"/> | <input type="checkbox"/> | <input type="checkbox"/> | <input type="checkbox"/> | <input type="checkbox"/> | <input type="checkbox"/> | <input type="checkbox"/> | <input type="checkbox"/> | <input type="checkbox"/> |
| • My <i>practice-oriented experiences</i> helped clarify my career goals/career exploration. | <input type="checkbox"/> | <input type="checkbox"/> | <input type="checkbox"/> | <input type="checkbox"/> | <input type="checkbox"/> | <input type="checkbox"/> | <input type="checkbox"/> | <input type="checkbox"/> | <input type="checkbox"/> | <input type="checkbox"/> |
| • My <i>practice-oriented experiences</i> provided an opportunity for career networking. | <input type="checkbox"/> | <input type="checkbox"/> | <input type="checkbox"/> | <input type="checkbox"/> | <input type="checkbox"/> | <input type="checkbox"/> | <input type="checkbox"/> | <input type="checkbox"/> | <input type="checkbox"/> | <input type="checkbox"/> |
| • I was able to apply skills/knowledge gained in the classroom to my <i>practice-oriented experiences</i> . | <input type="checkbox"/> | <input type="checkbox"/> | <input type="checkbox"/> | <input type="checkbox"/> | <input type="checkbox"/> | <input type="checkbox"/> | <input type="checkbox"/> | <input type="checkbox"/> | <input type="checkbox"/> | <input type="checkbox"/> |
| • My <i>practice-oriented experiences</i> enhanced my classroom learning. | <input type="checkbox"/> | <input type="checkbox"/> | <input type="checkbox"/> | <input type="checkbox"/> | <input type="checkbox"/> | <input type="checkbox"/> | <input type="checkbox"/> | <input type="checkbox"/> | <input type="checkbox"/> | <input type="checkbox"/> |
| • My <i>practice-oriented experiences</i> strengthened my resume. | <input type="checkbox"/> | <input type="checkbox"/> | <input type="checkbox"/> | <input type="checkbox"/> | <input type="checkbox"/> | <input type="checkbox"/> | <input type="checkbox"/> | <input type="checkbox"/> | <input type="checkbox"/> | <input type="checkbox"/> |

Section V Graduate School Plans

1. Are you currently enrolled in a graduate program? Yes, full-time Yes, part-time No (skip to Section VI)

2. What college/university are you attending? Institution name _____
 City _____ State _____

3. What is your field of study? _____

4. What is your expected degree?
 Masters (MA, MS, MBA, etc.) Doctorate (Ph.D., Ed.D., etc.) Law (JD, LL.B.)
 Medical (MD, OD, DDS, DVM) Other (please specify) _____

Section VI In Closing

1. When you graduated from NU, how well prepared did you feel with respect to...?

Not well prepared Very well prepared

1 2 3 4 5

- | | | | | | |
|--|--------------------------|--------------------------|--------------------------|--------------------------|--------------------------|
| • Identifying your immediate career goals. | <input type="checkbox"/> | <input type="checkbox"/> | <input type="checkbox"/> | <input type="checkbox"/> | <input type="checkbox"/> |
| • Identifying your long-term career goals. | <input type="checkbox"/> | <input type="checkbox"/> | <input type="checkbox"/> | <input type="checkbox"/> | <input type="checkbox"/> |
| • Knowing where to search for relevant job opportunities. | <input type="checkbox"/> | <input type="checkbox"/> | <input type="checkbox"/> | <input type="checkbox"/> | <input type="checkbox"/> |
| • Knowing how to research the businesses or organizations in which you wanted to work. | <input type="checkbox"/> | <input type="checkbox"/> | <input type="checkbox"/> | <input type="checkbox"/> | <input type="checkbox"/> |
| • Understanding what it takes to manage your career goals. | <input type="checkbox"/> | <input type="checkbox"/> | <input type="checkbox"/> | <input type="checkbox"/> | <input type="checkbox"/> |
| • Identifying your immediate educational goals. | <input type="checkbox"/> | <input type="checkbox"/> | <input type="checkbox"/> | <input type="checkbox"/> | <input type="checkbox"/> |
| • Identifying your long-term educational goals. | <input type="checkbox"/> | <input type="checkbox"/> | <input type="checkbox"/> | <input type="checkbox"/> | <input type="checkbox"/> |

Thank you for taking the time to complete this survey!