

Northeastern University
Survey of Recent Graduates

Class of 2004

Prepared by the
Office of University Planning and Research

November 2005

Table of Contents

Introduction	1
Summary of Findings	2
Employment Status	3
Methods Used in Job Search	4
Length of Job Search	5
Time between Graduation and Full-time Employment	6
Full-time Annual Income	7
Cooperative Education Program	8
Job Offers from Co-op Employers	9
Recommending Co-op	10
Graduate School	11
Post-graduation Preparedness	12

Appendices

Appendix A – Annual Salary Data of Full-time Employed Graduates, Class of 2004

Appendix B – Employers and Job Titles of Full-time Employed Graduates, Class of 2004

Appendix C – Employment Status by College and Major, Class of 2004

Appendix D – Enrollment in Graduate School by NU College/Major, Class of 2004

Appendix E – Institutions Selected for Graduate Study, Class of 2004

Appendix F – Majors Pursued in Graduate School, Class of 2004

Appendix G – Questionnaire

Introduction

This report presents findings from the annual *Survey of Recent Graduates* conducted by the Office of University Planning and Research for the Department of Career Services. Full-time undergraduates, along with pharmacy and Master's of Physical Therapy students, who graduated between January and May 2004 were included in this survey.

A mixed mode administration of web and paper surveys was used for this study. All graduates with valid email addresses were sent a link to the web survey and a follow-up email reminder. Non-respondents, and those for whom email addresses were unavailable, were sent a paper survey. Over 430 alumni, or 20% of the universe responded with 77% obtained through web surveys and 23% coming from traditional paper surveys. The College of Arts and Sciences had the highest percentage of surveys returned (23%) and the School of Engineering Technology had the lowest percentage returned (14%). Although the response rate is low, the respondent population is representative of the Class of 2004, based on college distribution. The response rate for this survey has been declining with rates for the 2002, 2003, and 2004 classes at 33%, 28%, and 20%, respectively. It should be noted that response rates for alumni surveys industry-wide have been declining in recent years.

Respondent Profile ~ Class of 2004							
	Universe		Respondents				% of Universe
	#	% of Total	Web	Mail	Total	% of Total	
Engineering	223	10%	35	6	41	9%	18%
Computer Science	72	3%	10	1	11	3%	15%
Arts & Sciences	791	36%	141	37	178	41%	23%
Business Administration	591	27%	82	31	113	26%	19%
Criminal Justice	134	6%	16	13	29	7%	22%
Engineering Technology	80	4%	10	1	11	3%	14%
Bouve	309	14%	42	13	55	13%	18%
Grand Total	2200	100%	336	102	438	100%	20%

Note: College is unknown for 1 respondent

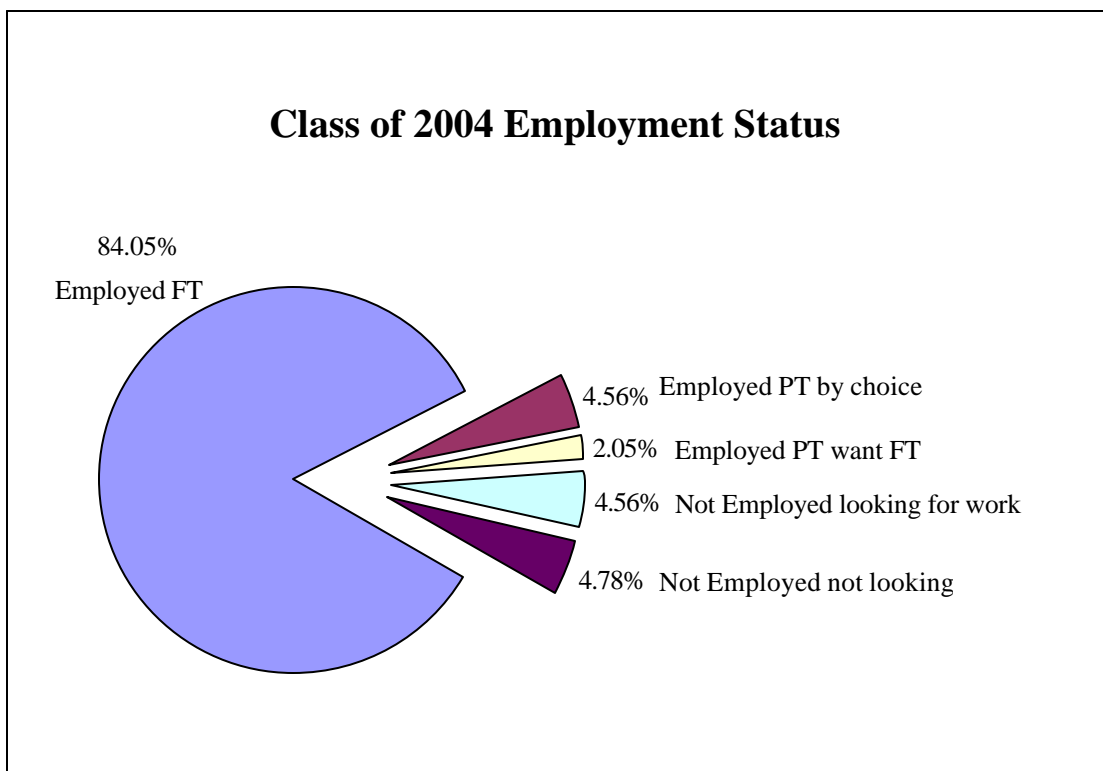
Summary of Findings

- One year after graduation 84% of graduates responding to this survey report having secured full-time employment.
- The most frequently mentioned methods used in obtaining a full-time job include *Self* (40%), *Internet* (37%), *Previous Co-op Employer* (37%), *Friends/Relatives* (33%), and *Networking* (31%).
- The average length of time to secure full-time employment was just over three months. Bouve graduates reported the shortest average job search (less than two months) and Criminal Justice graduates reported the longest average job search (over four months).
- When asked when they secured full-time employment, 58% responded that they were employed within three months after graduation.
- Overall, the mean annual income for those employed full-time was \$41,974 (nominal dollars).
- Most respondents (92.7%) report having participated in Co-op and the average number of Co-ops completed was 3.1.
- Of those who participated in Co-op, 25% responded that they currently work for a former Co-op employer and 28% declined an offer from a Co-op employer.
- Nearly one-fifth (19.4%) of graduates responded that they were enrolled in graduate school.
- Aside from Northeastern, graduates frequently mentioned attending Suffolk (6%), University of Massachusetts (6%), Emerson (5%), and Boston University (4%) for graduate studies.

Findings – Employment Status

One year after graduation, most graduates (84.05%) have secured full-time employment. It is reasonable to assume that those who are employed full-time might be more likely to respond to such a survey. Slightly more than 9% are unemployed, but half of these graduates are not seeking employment. Of those that are unemployed and not seeking employment, 81% are in graduate school. These figures are consistent with trend data for recent NU graduates.

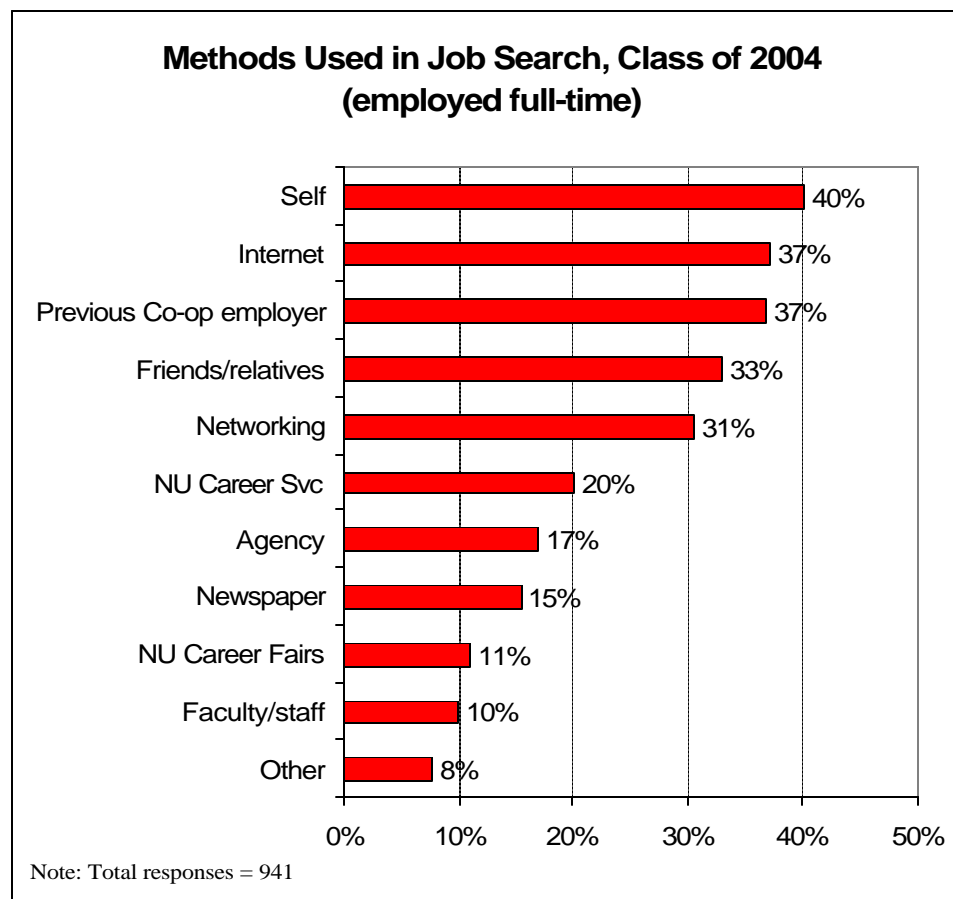
Figure 1



Findings – Methods Used in Job Search

Graduates were asked to indicate the methods they used to find employment. The frequency for multiple responses for those employed full-time is presented below. Interestingly, the top two responses are self-help methods. Specifically, applying to companies directly (40%) and using the internet (37%) to find employment were the two most common methods cited. The pattern of responses below is consistent with prior internal studies of graduating classes. However, for the first time this year the option *Self* was included among the survey items. As noted on the graph below, given this new option graduates are inclined to indicate they were self reliant to find a full-time job.

Figure 2



Findings – Length of Job Search

For those NU Recent Graduates who are employed full-time, it took on average just over three months (3.17) to find employment. Graduates in the professional programs (i.e., health sciences, engineering and related technologies, and computer science) reported the shortest job search. Criminal Justice and Arts & Science graduates had the longest job search. Of note is the length of time Business graduates reported for their job search. When surveyed at the time of graduation, 38% of 2004 Business graduates had already found full-time employment; the highest percent of all other colleges at that time.

Table 2

Class of 2004				
Length of Job Search for Graduates Employed Full-time				
(number of months)				
NU College	Mean	Minimum	Maximum	Valid N
Engineering	2.85	0	18	N=37
Computer & Info Sci.	2.11	0	4	N=9
Arts & Sciences	3.63	0	20	N=134
Business	3.29	0	14	N=98
Criminal Justice	4.19	0	18	N=21
Eng Tech	2.55	0	9	N=11
Bouve	1.68	0	12	N=45
Total	3.17	0	20	N=355

Source: SRG Class of 2004

Findings – Time between Graduation and Full-time Employment

Trend data for the last six graduating classes indicate that an increasing percentage of students do not secure full-time employment until three or more months after graduation.

Figure 3

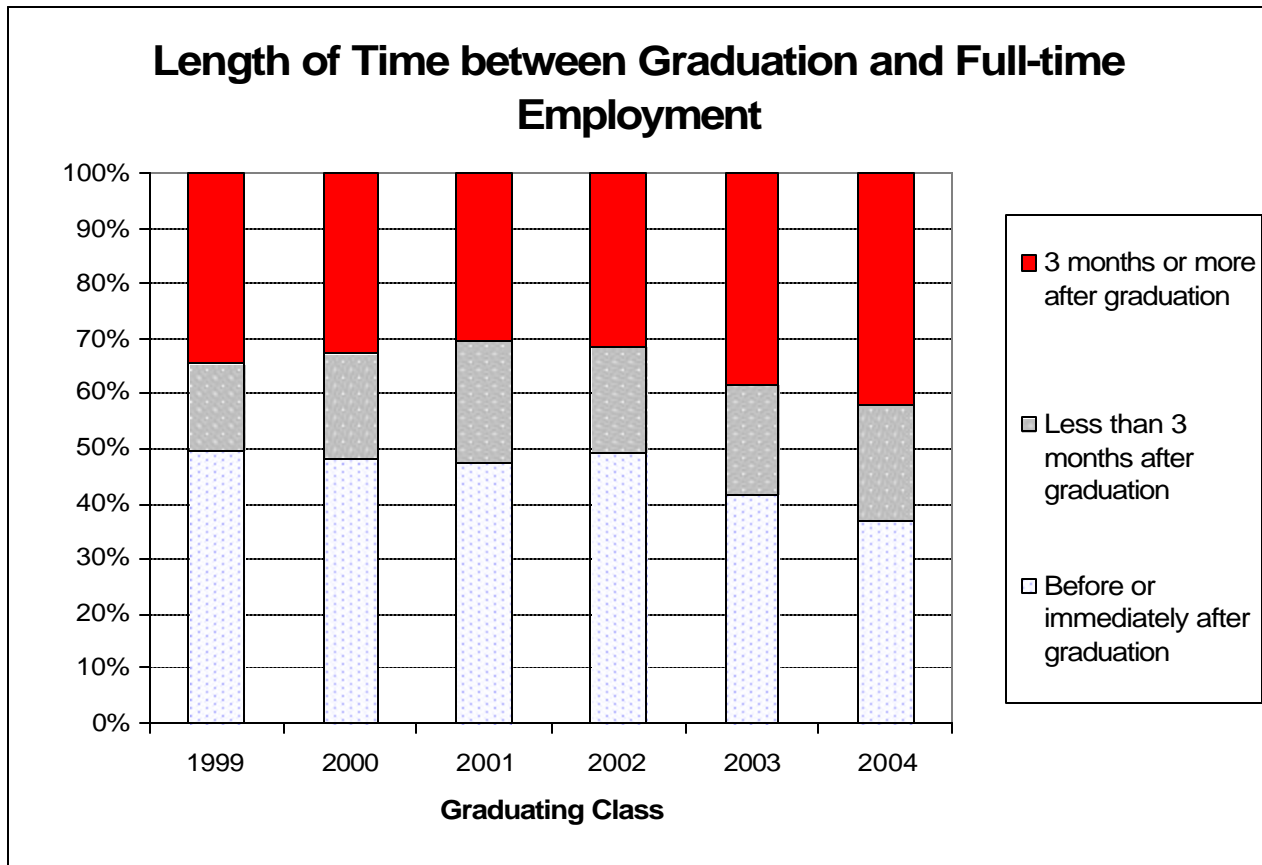


Table 3

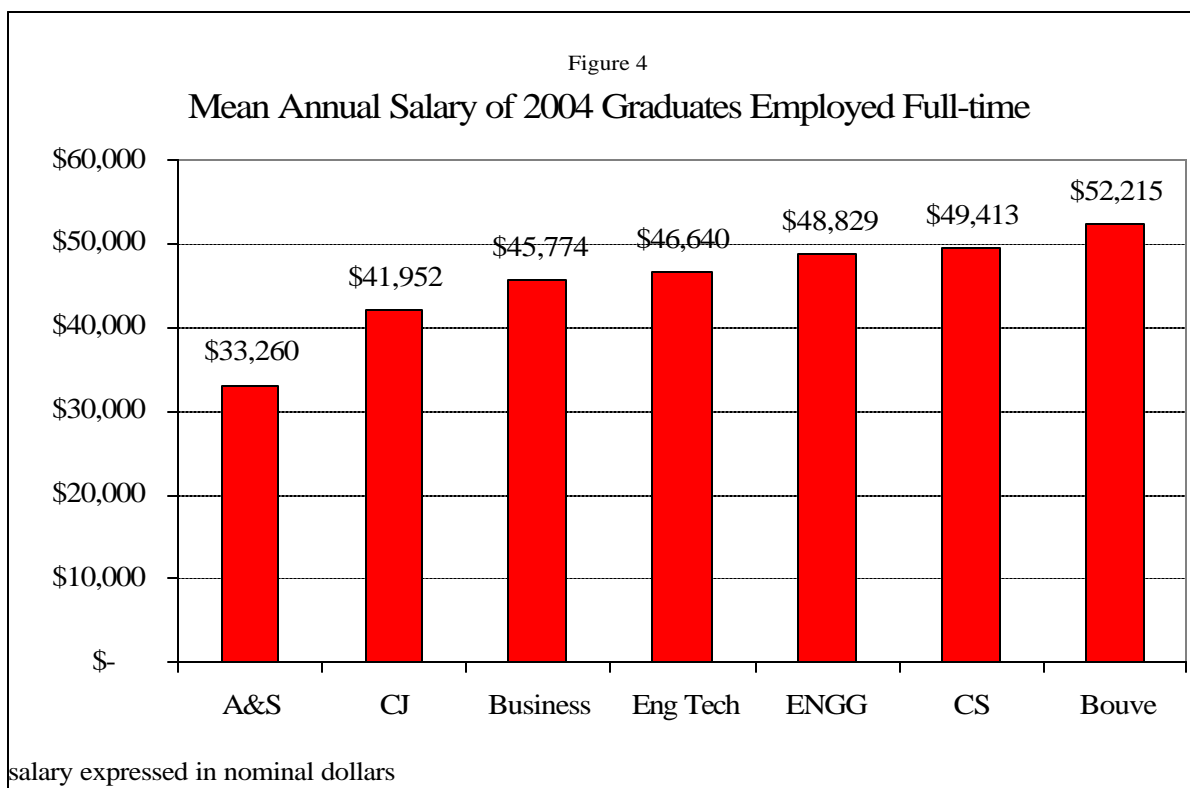
Length of Time between Graduation and Full-time Employment by Class Year						
	1999	2000	2001	2002	2003	2004
<i>Before or immediately after graduation</i>	50%	48%	47%	49%	42%	37%
<i>Less than 3 months after graduation</i>	16%	19%	22%	19%	20%	21%
<i>3 months or more after graduation</i>	35%	33%	30%	32%	38%	42%
	100%	100%	100%	100%	100%	100%

Findings – Full-time Annual Income

The mean annual salary for graduates from Bouve College of Health Sciences is highest compared to all other colleges. Typically, the pharmacy graduates pull this mean up with starting salaries over \$90,000. The widest range of salaries is from the College of Business; this may reflect the variety of jobs these graduates hold.

Table 4						
Class of 2004						
Annual Income for Graduates Employed Full-time						
NU C ollege	Mean	Median	Minimum	Maximum	N	
Engineering	\$ 48,829	\$ 50,000	\$ 19,000	\$ 73,000	N=31	
Computer & Info Sci.	\$ 49,413	\$ 50,000	\$ 36,000	\$ 61,800	N=8	
Arts & Sciences	\$ 33,260	\$ 32,000	\$ 10,000	\$ 75,000	N=124	
Business	\$ 45,774	\$ 45,750	\$ 20,000	\$ 100,000	N=82	
Criminal Justice	\$ 41,952	\$ 40,044	\$ 12,000	\$ 98,000	N=20	
Eng Tech	\$ 46,640	\$ 46,500	\$ 32,000	\$ 65,000	N=10	
Bouve	\$ 52,215	\$ 50,000	\$ 24,000	\$ 95,000	N=44	
Total	\$ 41,974	\$ 40,000	\$ 10,000	\$ 100,000	N=319	

salaries expressed in nominal dollars



Findings – Cooperative Education Program

Nearly 93% of Recent Graduates participated in Co-op. This figure remains consistent with prior studies. On average, those that participated in the program had 3.1 Co-op assignments as shown in the histogram below. It is likely that graduates reporting more than three Co-ops came to NU when the quarter calendar was in effect; under that calendar it was easier for students to take more than three Co-ops. The lower number of Co-ops may reflect those that initially tried a Co-op and decided they did not want to do more, or those that transferred to NU later in their academic career.

Figure 5

Co-op Participation

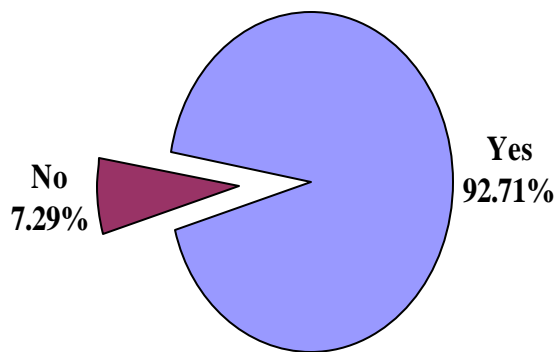
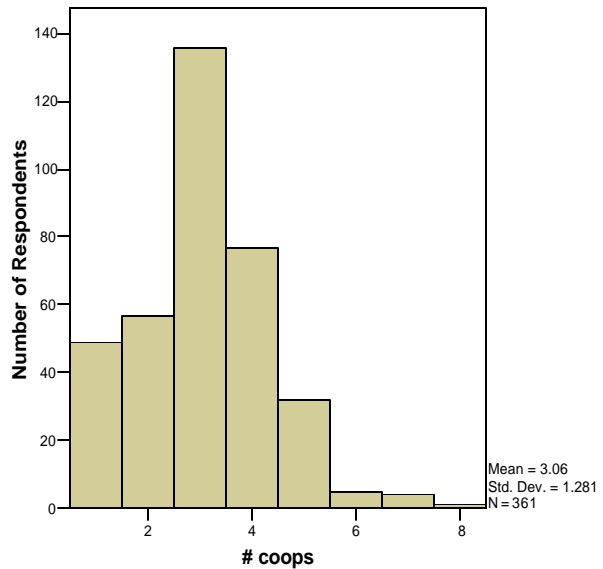


Figure 6

Number of Co-op Assignments



Findings – Job Offers from Co-op Employers

Recent Graduates that participated in Co-op were asked a series of questions related to offers of employment from previous Co-op employers. Trend data for the last six years indicate that an increasing percentage of Recent Graduates responded that they did not receive a job offer from a Co-op employer.

Figure 7

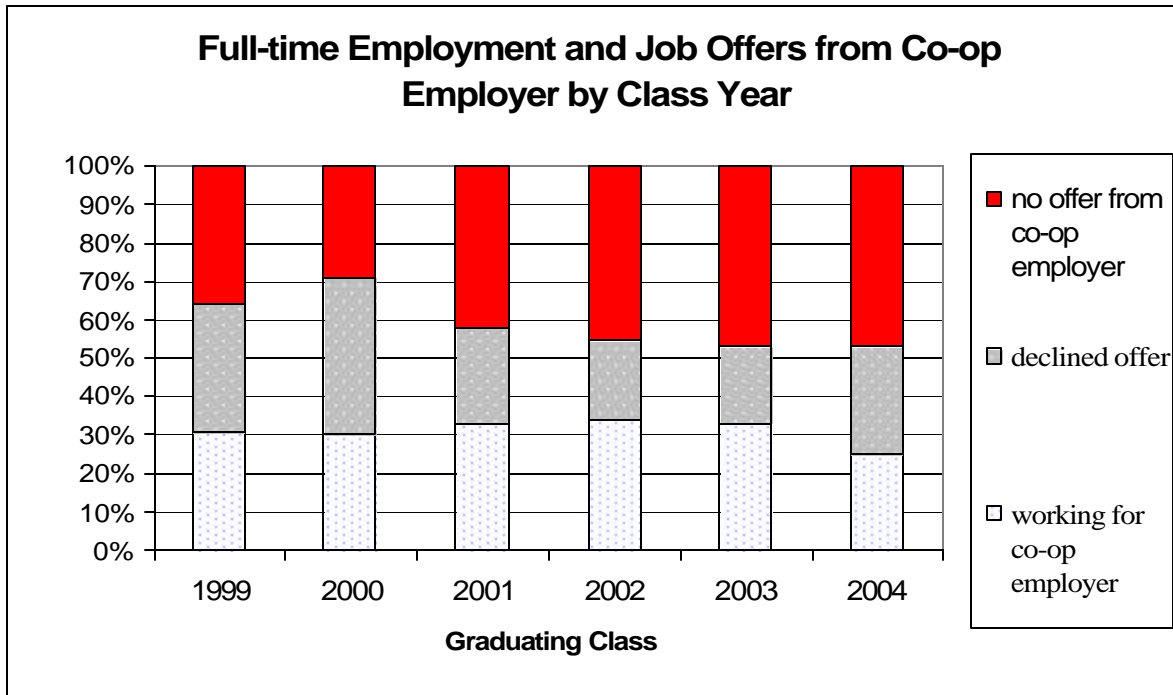


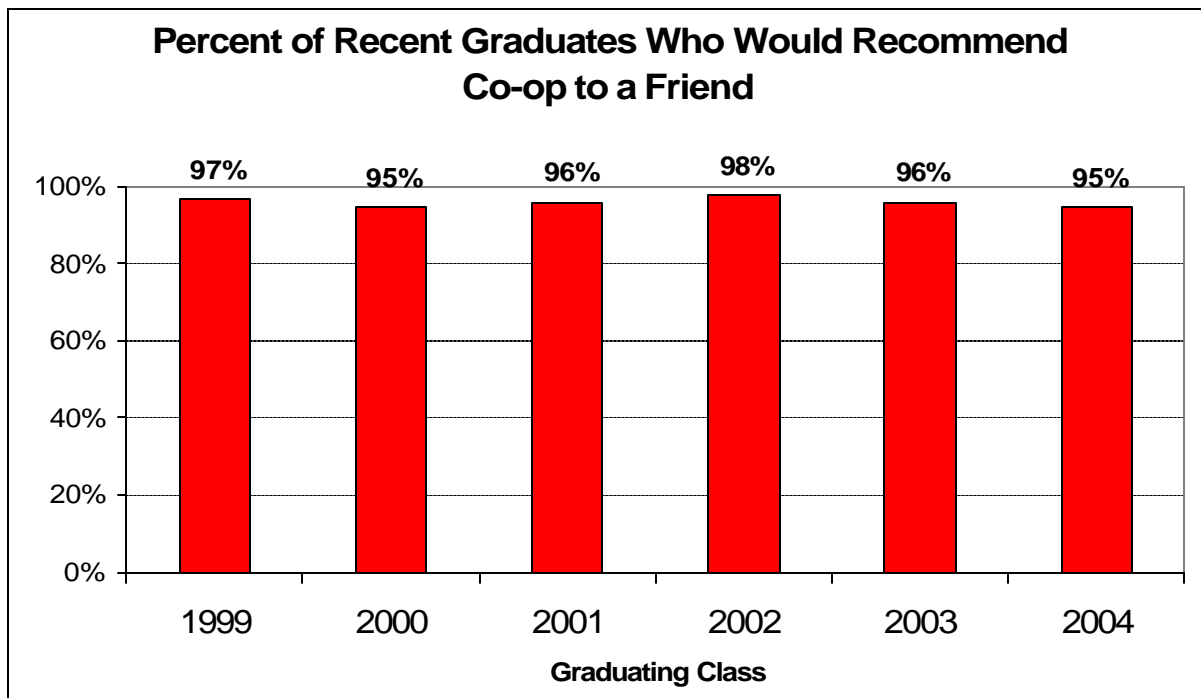
Table 5

	1999	2000	2001	2002	2003	2004
<i>working for co-op employer</i>	31%	30%	33%	34%	33%	25%
<i>declined offer</i>	33%	40%	25%	21%	20%	28%
<i>no offer from co-op employer</i>	36%	29%	42%	45%	47%	47%
	100%	99%	100%	100%	100%	100%

Findings – Recommending Co-op

Each year we ask Recent Graduates if they would recommend a co-op based program to a friend who was making plans to attend college. Trend data are consistent and indicate that most graduates who participated in Co-op would recommend it to a friend.

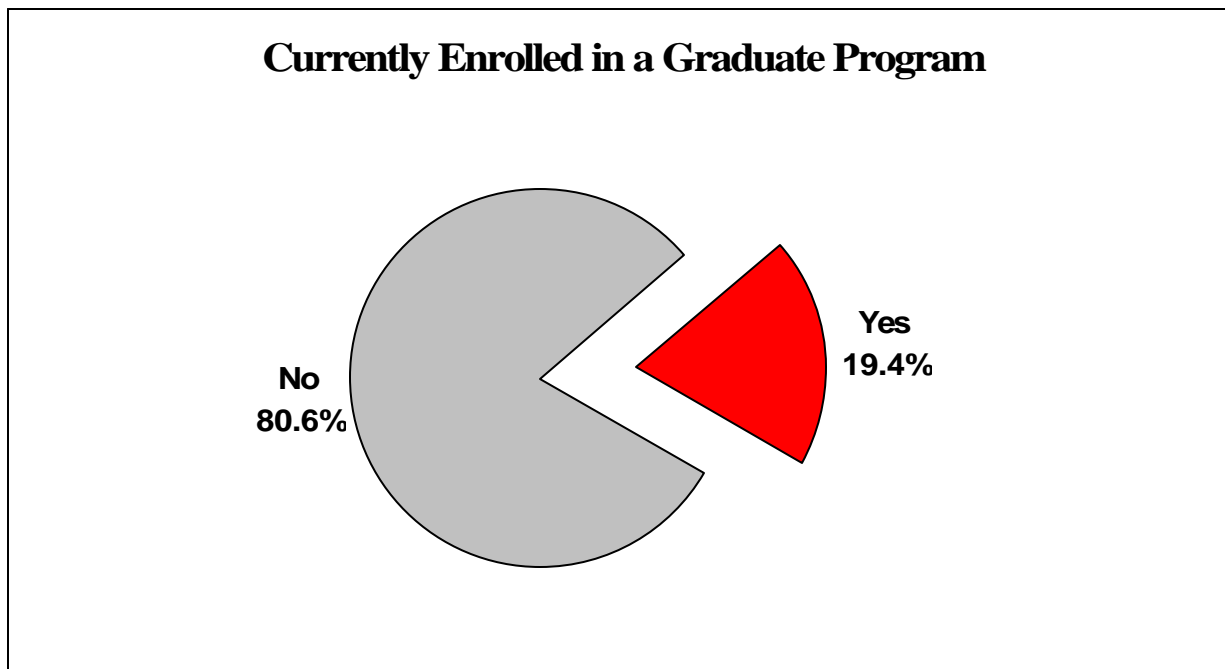
Figure 8



Findings – Graduate School

Nearly one-fifth of respondents (19.4%) indicated that they are currently enrolled in a graduate program. Aside from Northeastern, graduates frequently mentioned attending Suffolk (6%), University of Massachusetts (6%), Emerson (5%), and Boston University (4%) for graduate studies (see Appendix E).

Figure 9



Findings – Post-graduation Preparedness

All Recent Graduates were asked to reflect on their preparedness upon graduation to identify and manage their career and educational goals. Using a five-point scale, a departure from the balance of the survey, 2004 Recent Graduates were in general agreement that they were prepared for these post-graduation challenges. Data from prior administrations of this survey are consistent with the 2004 results.

Table 6

Preparedness for Educational and Career Challenges by Class Year						
	% Well or Very Well Prepared (values 4 and 5)					
	Graduating Class					
	1999	2000	2001	2002	2003	2004
<i>Knowing how to research the businesses or organizations in which you wanted to work.</i>	67%	67%	67%	70%	66%	66%
<i>Knowing where to search for relevant job opportunities.</i>	69%	69%	67%	70%	63%	67%
<i>Identifying your immediate career/work goals.</i>	69%	62%	59%	65%	56%	65%
<i>Identifying your long-term career/work goals.</i>	61%	57%	57%	59%	55%	58%
<i>Understanding what it takes to manage your career goals.</i>	61%	59%	51%	59%	53%	64%

Annual Salary Data of Full-time Employed Graduates, Class of 2004				
(salary in nominal dollars)				
	Annual Salary			
	mean	min	max	N
Engineering				
CHEMICAL ENGINEERING	\$ 47,000	\$ 39,000	\$ 60,000	7
CIVIL ENGINEERING	\$ 40,857	\$ 19,000	\$ 46,000	7
COMPUTER ENGINEERING	\$ 63,250	\$ 55,000	\$ 73,000	4
ELECTRICAL ENGINEERING	\$ 57,567	\$ 50,000	\$ 64,000	6
INDUSTRIAL ENGINEERING	\$ 39,000	\$ 22,000	\$ 56,000	2
MECHANICAL ENGINEERING	\$ 44,460	\$ 20,000	\$ 58,800	5
Engineering Total	\$ 48,829	\$ 19,000	\$ 73,000	31
Computer and Inf. Science	\$ 49,413	\$ 36,000	\$ 61,800	8
Arts & Sciences				
ART, MUSIC	\$ 32,985	\$ 24,000	\$ 50,000	16
COMMUNICATION STUDIES	\$ 34,107	\$ 27,000	\$ 50,000	21
HUMAN SERVICES	\$ 27,750	\$ 26,000	\$ 30,000	4
JOURNALISM	\$ 31,253	\$ 18,000	\$ 42,789	15
PHYSICAL SCIENCE	\$ 36,680	\$ 27,775	\$ 48,805	6
PSYCHOLOGY	\$ 33,467	\$ 20,000	\$ 50,000	21
SOCIAL SCIENCE	\$ 33,918	\$ 15,000	\$ 75,000	29
OTHER A&S	\$ 32,829	\$ 10,000	\$ 48,000	12
Arts & Sciences Total	\$ 33,260	\$ 10,000	\$ 75,000	124
Business Administration				
ACCOUNTING	\$ 48,075	\$ 35,000	\$ 65,000	16
FINANCE AND INSURANCE	\$ 48,588	\$ 31,000	\$ 100,000	17
INTERNATIONAL BUSINESS	\$ 43,625	\$ 31,500	\$ 60,000	4
MANAGEMENT	-	-	-	1
MIS	\$ 48,769	\$ 29,000	\$ 65,000	13
MARKETING	\$ 41,094	\$ 29,900	\$ 58,000	24
OTHER BUSINESS	\$ 45,000	\$ 20,000	\$ 65,000	7
Business Adm. Total	\$ 45,774	\$ 20,000	\$ 100,000	82
Criminal Justice	\$ 41,952	\$ 12,000	\$ 98,000	20
Engineering Technology	\$ 46,640	\$ 32,000	\$ 65,000	10
Bouve				
ATHLETIC TRAINING	\$ 34,750	\$ 34,500	\$ 35,000	2
CARDIO. SCIENCES	\$ 51,667	\$ 50,000	\$ 55,000	3
MEDICAL LABORATORY SCIENCE	\$ 41,000	\$ 39,000	\$ 43,000	2
NURSING	\$ 51,333	\$ 33,000	\$ 70,000	21
PHARMACY	\$ 89,750	\$ 84,000	\$ 95,000	4
PHYSICAL THERAPY	\$ 48,178	\$ 43,000	\$ 55,000	11
SLPA	-	-	-	1
Bouve Total	\$ 52,215	\$ 24,000	\$ 95,000	44
Grand Total	\$ 41,974	\$ 10,000	\$ 100,000	319

***Employers and Job Titles of Full-time Employed Graduates, Class of 2004
sorted by NU College and Major/Discipline***

<u>NU College/Major</u>	<u>Employer</u>	<u>Job Title</u>
<i>Engineering</i>		
CHEMICAL ENGG	Bausch & Lomb	Scientist I
	BBN Technology	Associate Scientist
	Brown University	PhD Student, Research Associate
	Cambrex Bio Science	Manufacturing Specialist
	Glycogenesys	Product Development Associate
	Millennium Pharmaceuticals, Inc.	Process Development Associate
	Transform Pharmaceuticals	Assistant Scientist
CIVIL ENGG	CDM Constructors, Inc.	Office/Field Engineer
	Columbia university	student, research assistant
	ESS Group Inc	Civil Engineer
	Judith Nitsch Engineering, Inc.	Project Designer
	Rizzo Associates	Planner
	Vanasse Hangen Brustlin, Inc.	Civil Engineer Project Engineer
COMPUTER ENGG	BAE SYSTEMS	Test Engineer
	EMC Corporation	Implementation consultant
	iRobot Corporation	Software Engineer
	Newbury Networks	QA Engineer
	PepperDash Technologies, Inc.	Control Systems Programmer
	Surf Protect, LLC	PHP/MySQL Developer
ELECTRICAL ENGG	Ageia	Computer Architecture Intern
	BBA Remanufacturing Inc	Director
	Boeing Satellite Development Center	Spacecraft Test Engineer
	Lockheed Martin	Software Engineer
	Physical Sciences, Inc.	Electrical Engineer
	United Technologies - Otis Elevator Company	Regional Account Manager
INDUSTRIAL ENGG	All American Poly, Corp	Project Manager
	Pashadre Capital Management, Inc.	Assistant
MECHANICAL ENGG	Agamatrix, Inc	Mechanical Engineer
	Bennett Footwear Group	Warehouse Assistant
	BlazeTech Corporation	Project Engineer
	Protomex Technology Corp	Mechanical Engineer
	Raytheon Technical Services Company LLC	Applications Technologist

Employers and Job Titles of Full-time Employed Graduates, Class of 2004
sorted by NU College and Major/Discipline

<u>NU College/Major</u>	<u>Employer</u>	<u>Job Title</u>
	SUNY at Buffalo	Graduate Student Research Assistant
	The Holmes Group	Engineer Test Services Technician
<i>Computer Science</i>		
COMPUTER SCIENCE	Accenture	Senior Programmer
	Athena Health	Developer
	I-Logix	Software Engineer
	Integrated Computer Solutions, Inc.	Systems engineer
	Nokia	Software Engineer
	NSTAR Electric & Gas	Data Analyst
	Raytheon Company	IT site support
	The MITRE Corporation	Software Applications Development Engg
	Top Dog solutions	Tech Support
	UFG America	MIS Analyst/Accountant
<i>Arts & Sciences</i>		
ART, MUSIC	AG Architects	Architect Intern
	Alan Gray Inc	Admin Asst
	Barnes and Noble College Bookstores	Manager/Buyer
	Bedford/St Martin's	Junior Promotions Designer
	Cooper-Hewitt Ntl. Design Museum Smithsonian I	Development & Membership Assistant
	Earth*Sea*Sky	Manager
	Grey Direct West	Studio Artist
	IKEA	Home Delivery Coordinator
	Jon Roll and Associates	Graphic Designer
	Kforce Professional Staffing	Candidate Generation Specialist
	Massachusetts Behavioral Health Partnership	Community Relations Representative
	New York Times Co.	Graphic Designer
	Premiere Staffing	Temp
	Progressive	Claims Rep I
	SESAC	Coordinator, Writer/Publisher Relations
	The AY Group	Promoter/Public Relations
	The Hyman companies	Sales Manager
COMM. STUDIES	Bose Corporation	College Relations Coordinator
	Bose Corporation	Program Coordinator
	Boston University	Assistant Program Manager
	Brandeis University	Development Coordinator
	CBS SportsLine	Staff writer

Employers and Job Titles of Full-time Employed Graduates, Class of 2004
sorted by NU College and Major/Discipline

<u>NU College/Major</u>	<u>Employer</u>	<u>Job Title</u>
	Combined Jewish Philanthropies	Administrative/Events Assistant
	Daytona International Speedway	Account Executive
	Dennis Publishing- Maxim Magazine	Sales Planner
	EF Education	Tour Consultant
	Embryon Inc.	Program Coordinator
	ESPN	Administrative Assistant
	Forbes, Inc	Traffic Coordinator
	Fox 25 WFXT	Studio Technician
	Greenline Group	TV Technician
	Home Depot	Sales Specialist
	ICM Talent	Assistant to agent for R&B music
	Kellysearch.com/Reed Business Information	Marketing & CS Exec.
	Northwestern Mutual Financial Network	Employee Benefit Specialist
	Online Buddies, Inc	Marketing Associate
	PAN Communications	Junior Associate
	Pearson Education	Editorial Assistant
	RedEnvelope	Product Design Assistant
	Rentex	Major Account Representative
	Spring, O'Brien	Marketing Assistant / Receptionist
HUMAN SERVICES	Disability Board of Charleston County	Service Coordinator
	Emmanuel College Career Resource Office	Administrative Assistant
	Kent Youth and Family Services	Youth Substance Abuse Counselor
	Nassau Suffolk Services for Autism	Teacher
JOURNALISM	Bobwell Productions - Blind Date TV Show	Casting/Talent Booker
	Boston Red Sox	Producer/Editor Boston Red Sox Productions
	Cmp Media	Sales Assistant
	Dan Klores Communications	Executive Account Assistant
	Fall River Public School Department	Teacher
	Genzyme Corporation	Corporate Communications Specialist
	Greenville Sports & Arena	Media Director/Broadcaster
	HarperCollins Publishers	Senior Sales Associate
	New York State Assembly	Researcher
	Old Navy - Gap INC	Cash Handler / Sales Associate
	Pearson Custom Publishing	Editorial Assistant
	PR Newswire	Assistant Editor
	Premiere Radio Networks	Sales Assistant
	Scholastic Inc	Special markets Liaison

***Employers and Job Titles of Full-time Employed Graduates, Class of 2004
sorted by NU College and Major/Discipline***

<u>NU College/Major</u>	<u>Employer</u>	<u>Job Title</u>
	The Baupost Group, LLC	Administrative Assistant
	UTi Integrated Logistics	Account Manager
PHYSICAL SCIENCE	City of Cambridge Water Dept	Supervisor of water quality - Supply
	Harvard University	Research Technician
	Lowell Center for Sustainable Protection at Umass	Project associate
	MFM International	Trader Assistant / Operational Analyst
	Quest Diagnostics	Medical Technologist
	Tufts Medical School	Research Technician
PSYCHOLOGY	Amica Mutual Ins. Company	Underwriter
	Community Health Resources- Northfield Transition	Residential Counselor
	Court TV	Research Analyst, Ad-Sales
	Department of Social Services	Ongoing Social Worker
	Dimock Community Health Center	Prenatal Advocate
	Friendship Corner I Day Care	Teacher
	Hugs Learning Center	Preschool Teacher
	Italian Home for Children	Child care worker
	Jane Doe Inc	Special Projects Coordinator
	Josiah Quincy ElementarySchool - Boston Public Sch	First grade teacher
	Justice Resourse Institute	Assistant Residential Supervisor
	Marc Roos Realty	Real Estate Agent
	Mass. Trial Court	Associate Probation Officer
	Perkins School for the Blind	Program Aide
	Richmond Public Schools	Teacher
	Scudder Investments	Sales Assistant
	Seacorp	Systems Engineer
	Simmons Longitudinal Study	Senior Research Assistant
	The Feil Organization - Boston Beacon, LP	Tenant Coordinator
	The Resource Connection	Clerk for the Mass State Police Crime Lab
	Triton Regional School District - Newbury Elem.	2nd Grade Teacher
	University of Pennsylvania	Research Assistant
	Westchester ARC	Medicaid Service Coord
SOCIAL SCIENCE	Alliance Capital	Performance Analyst
	American Repertory Theatre	Special Projects Coordinator
	Bessemer Trust Company	Assistant Client Account Manager
	Cataldo Ambulance Service, Inc.	Quality Assurance Administrator

Employers and Job Titles of Full-time Employed Graduates, Class of 2004
sorted by NU College and Major/Discipline

<u>NU College/Major</u>	<u>Employer</u>	<u>Job Title</u>
	Century 21 North Shore / Citiwide	Director of HR and Training Coord
	Children's Hospital Boston	Administrative Assistant
	Commonwealth of MA	Fiscal Policy Analyst
	Democratic Senatorial Campaign Committee	Staff Assistant/Intern Coordinator
	Fenway Community Health	Development Coordinator
	Filimon Benefits Group, Inc	Sales Representative
	Harvard University- Library	Manuscript Assistant
	High Point Partial Cane LLC	Case Manager
	Human Services Research Institute	Research Assistant
	Jamba Juice	Team Member
	John Moriarty & Associates	Laborer/Field Engineer
	Joslin Diabetes Center	Administrative Coordinator
	Kellys Services @ Wyeth Pharmaceuticals	Publisher/Documentation Coordinator
	Massachusetts Institute of Technology	Program Assistant
	Mellon Financial Corporation	Marketing Analyst
	Mystic Valley Regional Charter School	Teacher
	Nordstrom	Sales Associate
	Olympia Sports	Assistant Manager
	Randstad	Human Resources Coordinator
	Saint Peter Elementary School	6th Grade Teacher
	Sapient Corporation	
	Sentrix/S&H	Account Coordinator
	Shepherd Law Group, PC	Office Manager
	Social Security Administration	Claims Representative
	The College Of Saint Rose	Student Accounts Representative
	The White House, Office of Presidential Personnel	Deputy Associate Director
	The Women's Union	Development Associate
	Waston Farley & Williams	Paralegal
	West Shore Paper	delivery driver
OTHER A&S	Acton Boxborough Public School District	Teacher
	Albany Medical Center	Patient Care Associate
	American Cruise Lines	Deckhand
	Birnbaum Interpreting Services	Staff Interpreter
	Candlewick Press	Inventory Assistant
	Dr. Phil show	Assistant to VP, Corporate and Media Rel.
	Education Connection	Assistant Teacher
	Joslin Diabetes Center	Research Coordinator
	Joslin Diabetes Center	Study Coordinator

Employers and Job Titles of Full-time Employed Graduates, Class of 2004
sorted by NU College and Major/Discipline

<u>NU College/Major</u>	<u>Employer</u>	<u>Job Title</u>
	Mercedes Benz Credit	Team Lead/Jacksonville Funding Team
	Mill Neck Services	Employment Consultant
	New England Confectionery Company	Industrial Engineer
	NYC Department of Education	Teacher
<i>Business Administratio</i>		
ACCOUNTING	BDM&P	Senior Tax Specialist
	Deloitte & Touche LLP	Associate
	Deloitte & Touche LLP	Semi-Senior Staff Accountant
	Horizon Management Group, LLC	Commutation Analyst / Financial Analyst
	Microsoft Corporation	Associate Financial Analyst
	NY Department of Education	Teacher
	Parent, McLaughlin & Nangle CPAs, Inc.	Staff Accountant
	Paychex - I just left Grant Thornton LLP	Client Service Representative
	Pricewaterhouse Coopers LLP	Associate
	Pricewaterhouse Coopers LLP	Associate in Tax
	Pricewaterhouse Coopers LLP	Associate-tax
	Pricewaterhouse Coopers LLP	Experienced Audit Associate
	PwC	Associate
	Strategic Decisions Group	Staff Accountant
	SunPost Newspaper	Business Manager
	WTAS	Associate
FINANCE & INSURANCE	Aeropostale	Senior Distribution Analyst
	Bank of America	Research Analyst
	Boston Trust and Investment Management Co.	Portfolio Assistant
	Deloitte & Touche LLP	Consultant
	Enpocket	Staff Accountant
	FactSet Research Systems	Consultant
	General Electric	Financial Management Program
	General Electric Consumer Finance	Financial Management Program member
	Huron Consulting Group	Analyst
	j2 Global Communications, Inc.	Business Analyst
	Lehman Brothers	Analyst
	Mellon Financial Corporation	Trust Analysis
	Michaels Auto Plaza	General Manager
	Office of Financial Regulation FL	Bank Financial Analyst/Examiner
	Onofry Financial Services	Associate Financial Planner
	The Gillette Company	Balance Sheet Analyst

Employers and Job Titles of Full-time Employed Graduates, Class of 2004
sorted by NU College and Major/Discipline

<u>NU College/Major</u>	<u>Employer</u>	<u>Job Title</u>
	United States Coast Guard	Ensign (O-1)
	Wachovia Securities	Account Administrator (Broker's assistant)
INT'L BUSINESS	Bicon	Marketing Coordinator
	Bisys Hedge Funds Services	Senior Fund Administrator
	eSecLending, LLC	Client Relations Manager
	Investors Bank and Trust	Fund Accountant
	Medlen & Carroll, LLP	Administrative Assistant/ Paralegal
MANAGEMENT	Boston Scientific	Regulatory Affairs Specialist
	Lesro Industries	Sales Assistant
MIS	Bain & Company	Technical Support Specialist
	Citrix Systems, Inc	Lead Financial Analyst
	EMC Corporation	Implementation Specialist
	G&G Properties	Property Manager
	Gomez	Client Service Rep
	IDC - International Data Corporation	Associate Research Analyst
	Puma	Web Developer
	Putnam Investment Management	Investment Associate
	Raytheon Technical Services LLC	Applications Technologist
	RosenBien&Asaro, LLP	Receptionist/ Admin Assistant
	Staples	Business Analyst
	State Street Global Advisors	IT / Change Management Administrator
	Sunlife Financial	Network Planning Analyst
	Technet Hellas Ltd.	IT Support Coordinator
	Teradyne Inc.	Component Engineer
MARKETING	Access Itelligence	Conference Marketing Coordinator
	ADP	District Manager - Sales
	AEW Capital Management	Administrative Assistant
	Basis Technology	Marketing Manager
	Bicon Dental Implants	Sales & Customer Service Manager
	BNP Paribas	Asset Backed Securities Product Specialist
	Boston Entertainment Group	Owner
	Boston's Preferred Properties	Sales/Rentals Associate
	Cape Cod Healthcare: Cape Cod Hospital	Certified Nursing Assistant
	Channel Wolves	Marketing and Channel Manager
	Comag Marketing Group	Marketing Coordinator

***Employers and Job Titles of Full-time Employed Graduates, Class of 2004
sorted by NU College and Major/Discipline***

<u>NU College/Major</u>	<u>Employer</u>	<u>Job Title</u>
	Commonwealth of MA	
	FASTSIGNS	CUSTOMER SALES REP
	Fidelity Investments	Inbound Sales Representative
	First Marblehead Education Resources	Facility Coordinator
	Institute for Healthcare Improvement	Project Coordinator
	MMB	Assistant Account Executive
	Mullen Advertising	Media Planner
	Newmark	Associate
	Nortel Networks	Sales Associate
	NY Mercantile Exchange	Screen Clerk
	Paragon Communications	Inside Sales Representative
	Partners Health Care	Staff Accountant
	Property & Portfolio Research	Marketing Assistant
	Reed Exhibitions	Database Marketing Analyst
	SheltAir Aviation Services	Marketing Coordinator
	Stacy's Pita Chip Company, Inc.	Marketing Director
	Supplies Unlimited Inc.	Sales
	Supremia International	Account Manager
	WNEW	Sales Assistant
OTHER BUSINESS	Bi-Lo LLC	Produce Category Merchandiser
	Boston Park Plaza Hotel - Bonfire Restaurant	Assistant General Manager
	Brevard County Clerk of Courts	Deputy Clerk
	Cole-Hersee Co	Buyer / Planner
	Monitor Consultant Group	Human Resources Administrator
	Rock & Rollover Inc	President
	Titan Trading Co.	Salesman
	United States Peace Corps	Volunteer
<i>Criminal Justice</i>		
CRIMINAL JUSTICE	Bath & Bodyworks/ Limited Brands	Co-manager
	Baystate Community Services	Clinician
	BBNT Solutions, LLC	Security Administrator
	Burlington MA Police Department	Police Officer
	Cambridge Health Alliance	Security Manager
	Canobie Lake Park	Security Officer
	Coldwell Banker	Agent
	Greater Boston Home Health Care Services	Office Coordinator
	Latin American Health Institute- Latino Gay Men's	HIV Prevention & Education Case Manager
	Law office	Paralegal

***Employers and Job Titles of Full-time Employed Graduates, Class of 2004
sorted by NU College and Major/Discipline***

<u>NU College/Major</u>	<u>Employer</u>	<u>Job Title</u>
	Law offices of William V. Hovey	Office Manager/ Paralegal
	Liberty Mutual Group	Paralegal I
	Metro Nashville Police Dept.	Police
	New York City Police Dept.	Police Officer
	Northrop Gumman Electronic Systems	Export Representative
	Plymouth County Sheriff's Department	Correctional Officer
	Precision Drilling and Blasting	Driller
	Progressive Insurance	Claims Representative
	Stonington Police Department	Patrol Officer
	TJ Maxx	Loss Prevention Training Specialist
	Town of Plymouth/Harbormaster Dept.	Assistant Harbormaster
	United States Army	Second Lieutenant
<i>School of Engineering Technology</i>		
ENGG TECHNOLOGY	Armstrong Pharmaceuticals	Validation Engineer
	Arrow International	Sr. QA Technician
	Axcelis Technology	Electronic Design Engineer I
	CGIT Westboro	Detailer
	HireRight, Inc.	Technical Support Engineer
	Mass Electric Construction Company	Project Engineer
	R. W. Sullivan	HVAC Designer
	Raytheon Company	PC Technology Technical Support I
	Ruselectric Inc	Designer/Mechanical Engineer
	SoftArtisans, Inc.	Senior Systems Administrator
	Thomas J. Fiskaa Engineering	Design Engineer
<i>Bouve</i>		
ATHLETIC TRAINING		Back Office Assistant
	Darin McCarthy/Therafit Physical Therapy	Head Athletic Trainer - Lowell High School
CARDIO. SCIENCES	Brigham and Women's Hospital	Respiratory Therapist
	Children's Hospital Boston	Respiratory Therapist
	Massachusetts General Hospital	Registered Respiratory Therapist
MLS	Baystate Medical Center	Medical Technologist
	Presbyterian Hospital	Medical Technologist II
NURSING	Beth Israel Deaconess Medical Center	ICU nurse
	Boston Medical Center	Registered Nurse
	Brigham and Women's Hospital	Registered Nurse

***Employers and Job Titles of Full-time Employed Graduates, Class of 2004
sorted by NU College and Major/Discipline***

<u>NU College/Major</u>	<u>Employer</u>	<u>Job Title</u>
	Children's Hospital Boston	Medical Staff RN, BSN
	Children's Hospital Boston	Registered Nurse
	Children's Hospital Boston	Staff Nurse
	Dartmouth Hitchcock Memorial Hospital	RN
	Harrison Center West	RN
	Johns Hopkins Hospital	Registered Nurse
	Massachusetts General Hospital	Registered Nurse
	Massachusetts General Hospital	RN
	Massachusetts General Hospital	RN
	New England Medical Center	Registered Nurse
	New York Presbyterian Hospital	Registered Nurse
	NorthShore Medical Center	Registered Nurse- Birthplace
	Shiner's Burns Hospital for Children	Registered Nurse
	Shiner's Burns Hospital for Children	RN
	Southern New Hampshire Medical Center	Registered Nurse
PHARMACY	MD Group LLC	Director of Clinical Services
	Portage Health Systems	Pharmacist
	Sacred Heart Hospital	Assistant Director or Pharmacy
	Walgreens	Pharmacist
PHYSICAL THERAPY	Cherry Creek Physical Therapy	Physical Therapist
	Danbury Hospital	Physical Therapist
	Healthsouth	Physical Therapist
	LRG Healthcare	Physical Therapist
	Marathon Physical Therapy & Sports Medicine, LLC	Physical Therapist
	New Bedford Rehabilitation Hospital	Physical Therapist
	New England Sinai Hospital and Rehabilitation Cent	Staff Physical Therapist
	Spaulding Rehab	Physical Therapist
	Sports Therapy and Rehab	Physical Therapist
	United Cerebral Palsy	Physical Therapist
	University Physical Therapy	Physical Therapist
	Whittier Presbyterian Hospital	Physical Therapist
SLPA	Defy This, Inc	Executive Assistant

Employment Status by College and Major, Class of 2004

	Full-time	Part-time by choice	Part-time want FT	Not Employed looking for work	Not Employed not looking	Grand Total	Full-time	Part-time by choice	Part-time want FT	Not Employed looking for work	Not Employed not looking	Grand Total
Engineering												
CHEMICAL ENGINEERING	7			1		8	88%	0%	0%	13%	0%	100%
CIVIL ENGINEERING	8	1				9	89%	11%	0%	0%	0%	100%
COMPUTER ENGINEERING	6			2		8	75%	0%	0%	25%	0%	100%
ELECTRICAL ENGINEERING	7					7	100%	0%	0%	0%	0%	100%
INDUSTRIAL ENGINEERING	2					2	100%	0%	0%	0%	0%	100%
MECHANICAL ENGINEERING	7					7	100%	0%	0%	0%	0%	100%
Engineering Total	37	1		3		41	90%	2%	0%	7%	0%	100%
Computer and Inf. Science	10				1	11	91%	0%	0%	0%	9%	100%
Arts & Sciences												
ART, MUSIC	17	1	1	6		25	68%	4%	4%	24%	0%	100%
COMM. STUDIES	25			2		27	93%	0%	0%	7%	0%	100%
HUMAN SERVICES	4	1			1	6	67%	17%	0%	0%	17%	100%
JOURNALISM	16	1				17	94%	6%	0%	0%	0%	100%
PHYSICAL SCIENCE	6		1	3	2	12	50%	0%	8%	25%	17%	100%
PSYCHOLOGY	24	3				27	89%	11%	0%	0%	0%	100%
SOCIAL SCIENCE	36	3	4	3	3	49	73%	6%	8%	6%	6%	100%
OTHER A&S	13	1			1	15	87%	7%	0%	0%	7%	100%
Arts & Sciences Total	141	10	6	14	7	178	79%	6%	3%	8%	4%	100%
Business Administration												
ACCOUNTING	17				1	18	94%	0%	0%	0%	6%	100%
FINANCE AND INSURANCE	21			1	2	24	88%	0%	0%	4%	8%	100%
INTERNATIONAL BUSINESS	5					5	100%	0%	0%	0%	0%	100%
MANAGEMENT	2					2	100%	0%	0%	0%	0%	100%
MIS	16				1	17	94%	0%	0%	0%	6%	100%
MARKETING	32	1	1	1	2	37	86%	3%	3%	3%	5%	100%
OTHER BUSINESS	9		1			10	90%	0%	10%	0%	0%	100%
Business Adm. Total	102	1	2	2	6	113	90%	1%	2%	2%	5%	100%
Criminal Justice	22	3	1		3	29	76%	10%	3%	0%	10%	100%
Engineering Technology	11					11	100%	0%	0%	0%	0%	100%
Bouve												
ATHLETIC TRAINING	2					2	100%	0%	0%	0%	0%	100%
CARDIO. SCIENCES	3	1				4	75%	25%	0%	0%	0%	100%
MLS	2					2	100%	0%	0%	0%	0%	100%
NURSING	21					21	100%	0%	0%	0%	0%	100%
PHARMACY	4					4	100%	0%	0%	0%	0%	100%
PHYSICAL THERAPY	13	2				15	87%	13%	0%	0%	0%	100%
SLPA	1	2			3	6	17%	33%	0%	0%	50%	100%
TOXICOLOGY					1	1	0%	0%	0%	0%	100%	100%
Bouve Total	46	5			4	55	84%	9%	0%	0%	7%	100%
Grand Total	369	20	9	19	21	438	84%	5%	2%	4%	5%	100%

Enrollment in Graduate School by NU College/Major, Class of 2004

	<u>Number</u>	<u>Percent</u>
Engineering		
CHEMICAL ENGINEERING	3	
CIVIL ENGINEERING	3	
ELECTRICAL ENGINEERING	3	
MECHANICAL ENGINEERING	2	
Engineering Total	11	13%
Computer and Information Science	1	1%
Arts & Sciences		
ART, MUSIC	2	
COMMUNICATION STUDIES	2	
HUMAN SERVICES	3	
PHYSICAL SCIENCE	5	
PSYCHOLOGY	7	
SOCIAL SCIENCE	14	
OTHER A&S	5	
Arts & Sciences Total	38	45%
Business Administration		
ACCOUNTING	5	
FINANCE AND INSURANCE	3	
MANAGEMENT	1	
MANAGEMENT INFORMATION SYSTEMS	3	
MARKETING	2	
OTHER BUSINESS	2	
Business Administration Total	16	19%
Criminal Justice	8	9%
Engineering Technology	1	1%
Bouve		
MEDICAL LABORATORY SCIENCE	1	
PHYSICAL THERAPY	3	
SPEECH-LANGUAGE PATHOLOGY & AUDIOLOGY	6	
Bouve Total	10	12%
Grand Total	85	100%

Institutions Selected for Graduate Study, Class of 2004

	<u>Number</u>	<u>Percent</u>
Total	85	100%
Northeastern University	16	19%
Suffolk University	5	6%
University of Massachusetts (all campuses)	5	6%
Emerson College	4	5%
Boston University	3	4%
Fordham University	2	2%
Lesley University	2	2%
London Metropolitan University	2	2%
Syracuse University	2	2%
University of Phoenix	2	2%
Bentley College	1	1%
Boston College	1	1%
Bowling Green State University	1	1%
Brown University	1	1%
City College of New York	1	1%
College For Financial Planning	1	1%
Columbia University	1	1%
Emmanuel College	1	1%
Florida Institute of Technology	1	1%
Florida International University	1	1%
John Jay College of Criminal Justice	1	1%
Loyola College	1	1%
Marquette University Law School	1	1%
Mass General Institute of Health	1	1%
Mercy College	1	1%
MIT	1	1%
New England Conservatory of Music	1	1%
New England School of Law	1	1%
Nova Southeastern University	1	1%
Pace University	1	1%
Quinnipiac University	1	1%
Rush University	1	1%
Simmons College	1	1%
Suffolk University School of Law	1	1%
SUNY at Buffalo	1	1%
SUNY at Buffalo Law School	1	1%
The College Of Saint Rose	1	1%
The New England College of Optometry	1	1%
Tufts University	1	1%
UCLA	1	1%
University of Conn.	1	1%
University of Edinburgh	1	1%
University of Illinois	1	1%
University of Kansas	1	1%
University of LaVerne	1	1%
University of Miami	1	1%
University of Rhode Island	1	1%
University of Southern California	1	1%
University of Southern Maine	1	1%
Vermont Law School	1	1%
William Paterson University	1	1%
Yale School of Medicine	1	1%

Appendix F
Majors Pursued in Graduate School, Class of 2004

	<u>Number</u>	<u>Percent</u>
Total	85	100%
Business/management	6	7%
Education (early childhood or secondary)	4	5%
Accounting	3	4%
Communication Disorders	3	4%
Counseling	3	4%
Electrical Engineering	3	4%
Law	3	4%
Criminal Justice	2	2%
Information Systems	2	2%
International Business	2	2%
Physical Therapy	2	2%
Public Administration	2	2%
Speech-Language Pathology	2	2%
Transportation Engineering	2	2%
Advertising	1	1%
Biotechnology Engineering	1	1%
City Planning	1	1%
Civil Litigation	1	1%
Collaborative Piano (piano performance degree)	1	1%
Corporate Finance	1	1%
Criminal Justice and Mental Health Counseling	1	1%
Criminal Justice and Public Administration	1	1%
EECS	1	1%
Engineering	1	1%
Geo-environmental Engineering	1	1%
Higher Education and Student Affairs	1	1%
History	1	1%
Human Resource Management	1	1%
International and European Politics	1	1%
International Labor Law	1	1%
Leadership (concentration Higher Education)	1	1%
Linguistics	1	1%
Mechanical Engineering	1	1%
Medicine	1	1%
Moderate Special Education	1	1%
Nursing	1	1%
Optometry	1	1%
Paralegal	1	1%
Personal Financial Planning	1	1%
Pharmaceutical Science	1	1%
Psy/education:school/clinical psychology	1	1%
Psychology	1	1%
Regional Economic & Social Development	1	1%
Regulatory Affairs	1	1%
Social Work	1	1%
Sociology	1	1%
Special Education	1	1%
Taxation	1	1%
Writing, Publishing and Literature	1	1%
unknown	11	13%

Appendix G

Northeastern University Survey of 2004 Graduates

August 2005

<login>

Dear 2004 Northeastern Graduate,

A few weeks ago, we conducted an on-line version of *Northeastern's Survey of 2004 Graduates*. If you have already participated in this recent on-line survey, we appreciate your feedback and you can disregard this mailing. If you haven't yet participated in the on-line survey, please consider providing us with your feedback at this time. The survey is very brief and you can participate either by mail or on-line. Results from this important survey will help us assess the employment and post-graduation plans of Northeastern graduates.

To respond by mail ? complete the enclosed survey and return it to us in the postage-paid envelope.

Or

To respond on-line ? complete the on-line survey at
<https://nuapps2.neu.edu/esurveyor/recgrads.nsf/respond> *Your personal login is: <login>*

This brief survey should take only a few minutes of your time, yet your participation is invaluable to the University as it seeks to improve its services and placement efforts. We know that your time is very valuable and because your input is so important to us, all survey respondents will be entered into a raffle to win a **\$250 Amazon.com gift certificate**.

Participation in this survey is voluntary, though I hope very much you will respond. While the survey is not anonymous, any reports or publications based on this study will only use group data. Information you provide will remain strictly confidential and individual responses will never be identified. If you have any questions about the survey, please contact Nancy Ludwig in the Office of University Planning and Research at 617-373-8565 or n.ludwig@neu.edu. Thank you for your time and consideration.

Sincerely,

Mark Putnam
Director
Office of University Planning and Research
Northeastern University

Section I About You

1. What degree did you receive from NU?
? Bachelor's
? Master's
? PharmD
2. Did you come to NU as a:
? freshman
? transfer
3. What is your current employment status?
(Note: part-time is less than 30 hours per week)
? Employed Full-time
? Employed Part-time, by choice
? Employed Part-time, but want full-time work
? Not Employed, Looking for work (skip to Section III)
? Not Employed, Not Looking for work (skip to Section III)

Section II Employment Information

1. Employer/Company Name _____
City _____ State _____ Zip _____ Country _____
Your job title _____ Annual income on this job \$ _____ per year

2. What methods did you use in your job search (check all that apply)

- | | | |
|---|---|--|
| <input type="checkbox"/> Previous co-op employer | <input type="checkbox"/> Faculty or staff member | <input type="checkbox"/> NU Career Services/Husky CareerLink |
| <input type="checkbox"/> Newspaper want ads | <input type="checkbox"/> Internet listing (other than Husky CareerLink) | <input type="checkbox"/> Employment agency |
| <input type="checkbox"/> NU Career Fairs | <input type="checkbox"/> Networking | <input type="checkbox"/> Friends or relatives |
| <input type="checkbox"/> Self (applied directly to companies) | <input type="checkbox"/> Other (please specify) _____ | |

Section II Employment Information (continued)

3. How long did your job search last? _____ month(s)

4. How soon after graduation did you get this position?

? Immediately or before graduation ? Less than 3 months after graduation ? 3 months or more after graduation

5. Including this position, how many job offers did you receive? _____

6. Does either of these statements describe your current job?

• This is temporary employment. ? Yes ? No

• I am self-employed. ? Yes ? No

7. Please indicate your level of agreement with the following statements regarding why you took this job:

Strongly Agree Agree Not Sure Disagree Strongly Disagree

It was related to my major.

? ? ? ? ?

It was related to my long-term career goals/aspirations.

? ? ? ? ?

It was an opportunity to explore a potential career path.

? ? ? ? ?

It was the best option at the time.

? ? ? ? ?

8. To what extent do you agree with the following statements about your job:

Disagree... ...Agree

1 2 3 4 5 6 7 8 9 10

• This job is intellectually challenging.

? ? ? ? ? ? ? ? ? ?

• The classes I took at NU contributed to my ability to perform on this job.

? ? ? ? ? ? ? ? ? ?

• I use my research skills regularly.

? ? ? ? ? ? ? ? ? ?

• I use state-of-the-art technology skills regularly.

? ? ? ? ? ? ? ? ? ?

• I apply the knowledge learned in my major field of study regularly.

? ? ? ? ? ? ? ? ? ?

• I work as part of a team of professionals.

? ? ? ? ? ? ? ? ? ?

• My job requires independent thought or actions.

? ? ? ? ? ? ? ? ? ?

• My job gives me the opportunity to interact with people.

? ? ? ? ? ? ? ? ? ?

• I use my writing skills regularly.

? ? ? ? ? ? ? ? ? ?

• This job experience has reinforced skills/knowledge gained through college coursework.

? ? ? ? ? ? ? ? ? ?

Section III About Co-op

1. Did you participate in Co-op while at NU? Yes No
(go to Section IV)

2. In total, how many Co-op assignments did you have while at NU? _____

3. Please indicate the years in which you participated in Co-op and the length of your Co-op for that year (check all that apply).

	Participated in one or more 3 month Co-ops	Participated in a 6 month Co-op	Did not participate in Co-op during this year
Sophomore year	<input type="checkbox"/>	<input type="checkbox"/>	<input type="checkbox"/>
Middler year	<input type="checkbox"/>	<input type="checkbox"/>	<input type="checkbox"/>
Junior year	<input type="checkbox"/>	<input type="checkbox"/>	<input type="checkbox"/>
Senior year	<input type="checkbox"/>	<input type="checkbox"/>	<input type="checkbox"/>

4. Please reflect on all the Co-ops you participated in at NU and indicate how your **overall Co-op experience compared to your expectations of Co-op?**

Much better Somewhat better As expected Somewhat worse Much worse

5. Considering your overall Co-op experience, please indicate the extent to which you agree with the following statements:

	Disagree... ...Agree									
	1	2	3	4	5	6	7	8	9	10
• Co-op helped clarify my career goals/career exploration.	<input type="checkbox"/>	<input type="checkbox"/>	<input type="checkbox"/>	<input type="checkbox"/>	<input type="checkbox"/>	<input type="checkbox"/>	<input type="checkbox"/>	<input type="checkbox"/>	<input type="checkbox"/>	<input type="checkbox"/>
• I was able to apply skills/knowledge gained in the classroom to my Co-op experiences.	<input type="checkbox"/>	<input type="checkbox"/>	<input type="checkbox"/>	<input type="checkbox"/>	<input type="checkbox"/>	<input type="checkbox"/>	<input type="checkbox"/>	<input type="checkbox"/>	<input type="checkbox"/>	<input type="checkbox"/>
• Co-op provided an opportunity for career networking.	<input type="checkbox"/>	<input type="checkbox"/>	<input type="checkbox"/>	<input type="checkbox"/>	<input type="checkbox"/>	<input type="checkbox"/>	<input type="checkbox"/>	<input type="checkbox"/>	<input type="checkbox"/>	<input type="checkbox"/>
• Co-op enhanced my classroom learning.	<input type="checkbox"/>	<input type="checkbox"/>	<input type="checkbox"/>	<input type="checkbox"/>	<input type="checkbox"/>	<input type="checkbox"/>	<input type="checkbox"/>	<input type="checkbox"/>	<input type="checkbox"/>	<input type="checkbox"/>
• NU did a good job of integrating my academic and Co-op learning.	<input type="checkbox"/>	<input type="checkbox"/>	<input type="checkbox"/>	<input type="checkbox"/>	<input type="checkbox"/>	<input type="checkbox"/>	<input type="checkbox"/>	<input type="checkbox"/>	<input type="checkbox"/>	<input type="checkbox"/>
• Co-op promoted my personal and professional growth.	<input type="checkbox"/>	<input type="checkbox"/>	<input type="checkbox"/>	<input type="checkbox"/>	<input type="checkbox"/>	<input type="checkbox"/>	<input type="checkbox"/>	<input type="checkbox"/>	<input type="checkbox"/>	<input type="checkbox"/>
• Co-op strengthened my resume.	<input type="checkbox"/>	<input type="checkbox"/>	<input type="checkbox"/>	<input type="checkbox"/>	<input type="checkbox"/>	<input type="checkbox"/>	<input type="checkbox"/>	<input type="checkbox"/>	<input type="checkbox"/>	<input type="checkbox"/>
• Co-op helped to integrate concepts in my major.	<input type="checkbox"/>	<input type="checkbox"/>	<input type="checkbox"/>	<input type="checkbox"/>	<input type="checkbox"/>	<input type="checkbox"/>	<input type="checkbox"/>	<input type="checkbox"/>	<input type="checkbox"/>	<input type="checkbox"/>
• Co-op helped finance my education.	<input type="checkbox"/>	<input type="checkbox"/>	<input type="checkbox"/>	<input type="checkbox"/>	<input type="checkbox"/>	<input type="checkbox"/>	<input type="checkbox"/>	<input type="checkbox"/>	<input type="checkbox"/>	<input type="checkbox"/>
• Co-op enhanced my job-related skills.	<input type="checkbox"/>	<input type="checkbox"/>	<input type="checkbox"/>	<input type="checkbox"/>	<input type="checkbox"/>	<input type="checkbox"/>	<input type="checkbox"/>	<input type="checkbox"/>	<input type="checkbox"/>	<input type="checkbox"/>

6. Would you recommend a co-op based education to a friend who was making plans to attend college? Yes No

7. Are you currently working for a former Co-op employer? Yes (skip to 9 below) No N/A or not yet employed (skip to Section IV)

8. If no, did you get any offers from former Co-op employers? Yes No

8a. Why did you not accept the offer? _____

9. Do you think you were better prepared for your post-graduation job as a result of your Co-op experience compared to other college graduates who had not participated in Co-op?

Yes, much better prepared Yes, somewhat better prepared No, not better prepared Don't know Not currently employed

