



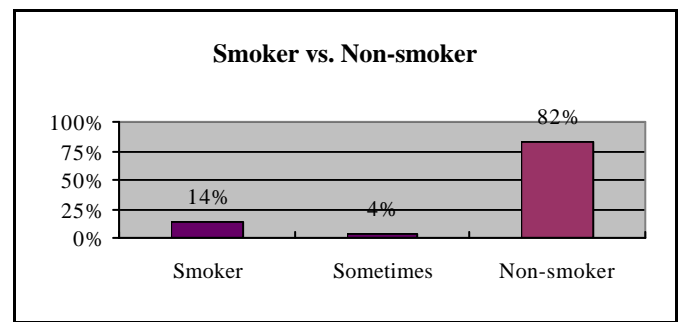
**Residence Hall Smoking Policy Survey (0102-2)  
March 2002**

During the Winter Quarter, 2002, NUPULSE conducted a survey with a sample of full-time undergraduates living in residence halls. The purpose of the survey was to benchmark attitudes toward Northeastern's residence hall smoking policies.

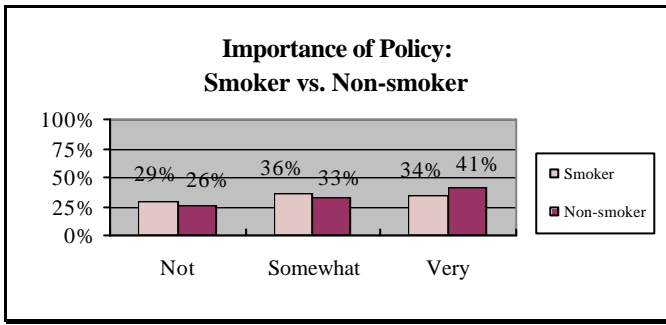
**Executive Summary**  
*The majority of students, 82%, are non-smokers. Of all respondents, 74% feel that NU's residence hall smoking policy is an important factor in choosing a hall. However, only 16% feel that NU housing should be smoke-free. The majority of students, both smokers and non-smokers (54% and 61%) feel that smoking in private rooms, suites, or designated areas, in some halls is the preferred policy. An additional 44% of smokers, and 20% of non-smokers, would extend the policy to all halls. When asked to rank the affect of smokers in the dormitories, 42% of all students indicated no affect at all.*

**Respondent Characteristics:**

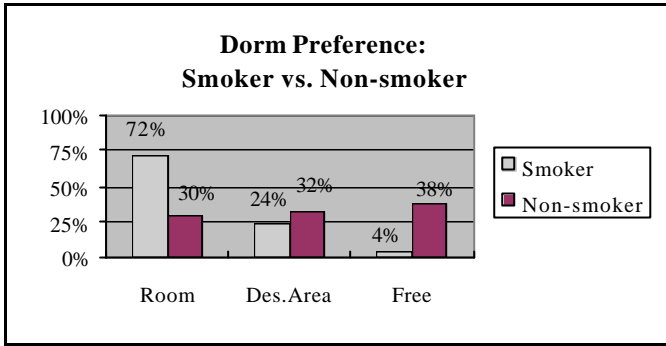
<u>Class Year</u>	<u>n</u>	<u>%</u>	<u>Gender</u>	<u>n</u>	<u>%</u>
Freshman	447	48%	Male	410	44%
Sophomore	322	35	Female	517	56
Middler	95	10		927	100%
Junior	60	6			
Senior	0	0	<u>Smoker/Non-smoker</u>	<u>n</u>	<u>%</u>
Other	3	0	Male		
	927	100%	Smoker	66	16%
			Sometime Smoker	15	4
<u>Final Disposition of the Sample</u>	<u>n</u>	<u>%</u>	Non-smoker	329	80
Completed interviews	927	34%		410	100%
Contacted, but refused	186	7	Female		
Not contacted	406	15	Smoker	61	12%
Phone numbers unavailable	1215	44	Sometime Smoker	21	4
Ineligible/unusable	3	0	Non-smoker	435	84
	2737	100%		517	100%



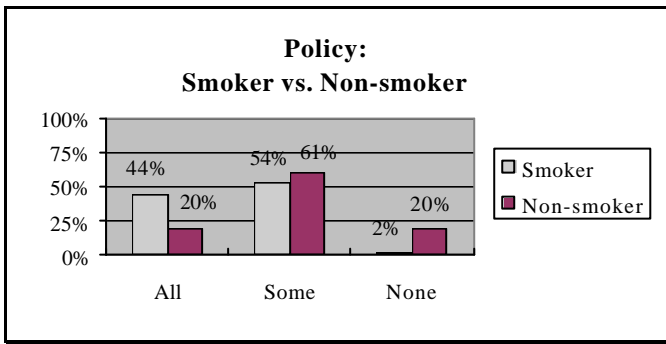
◆ Eighty-two percent (82%) of the students surveyed are non-smokers.



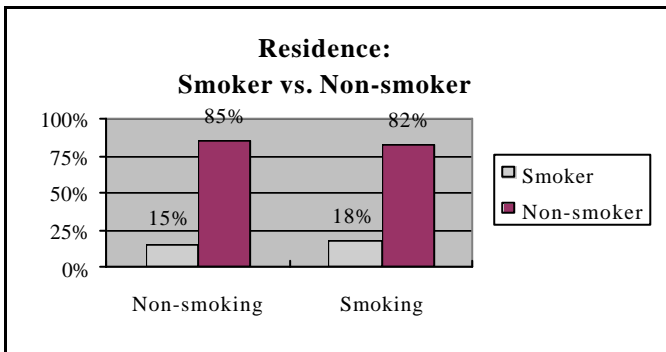
◆ Three quarters (74%) of all respondents feel NU's residence hall smoking policy is somewhat or very important in their housing choices. (n=927). These results were similar for non-smokers (74%) and smokers (70%).



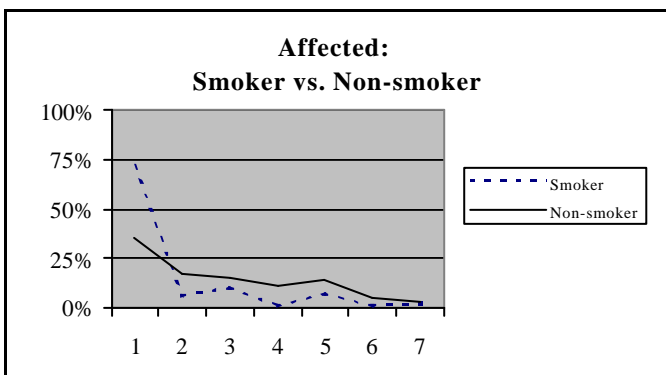
◆ If given a choice, sixty-two percent (62%) of non-smokers and 96% of smokers would prefer to live in a residence hall where students may smoke in the bedrooms or in a designated area. Non-smokers are split in their preference for smoking in the bedroom or a designated area, while three out of four smokers prefer smoking in their bedroom. Overall, only 16% feel that NII housing should be smoke-free



◆ Sixty-one percent (61%) of non-smokers feel that smoking should be allowed in a designated area of some dorms and 20% feel it should be allowed in all dorms. Twice as many smokers than non-smokers feel smoking should be allowed in all dorms.



◆ Fifteen percent (15%) of students living in non-smoking halls are smokers and 18% of students living in smoking halls are smokers.



◆ On a scale of one to seven, where 1=Not at all affected and 7=Very much affected, 35% of non-smokers stated they were not at all affected by the smoking of others in the residence halls, compared to 72% of smokers. (Non-smokers  $\bar{X}=2.77$ , Smokers  $\bar{X}=1.76$ ). This was virtually the same for non-smokers currently living in a smoking dorm ( $\bar{X}=2.78$ ). Overall, 42% of students indicated no affect at all.