



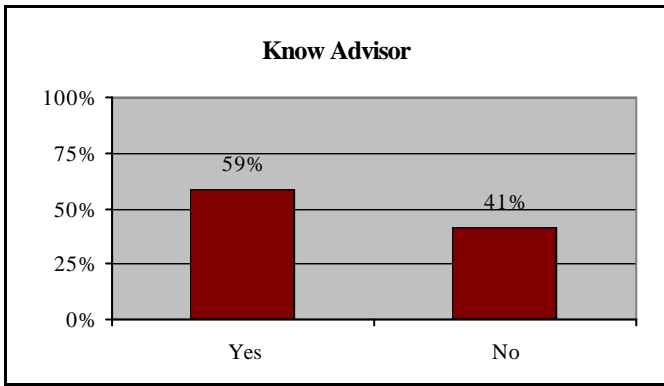
Academic Advising Survey (0102-4)

During the Spring Quarter, 2002, NUPULSE surveyed 502 full-time undergraduates. The survey was designed to measure how often students visited their advisor and their satisfaction with the quality of advising they received.

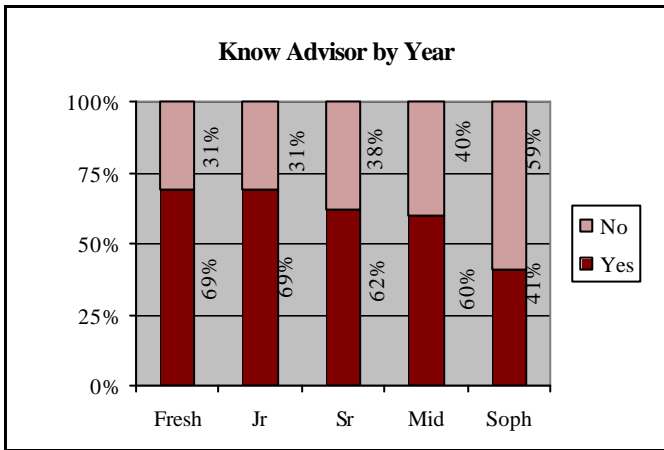
Executive Summary

Fifty-nine percent (59%) of the respondents have met with their advisor at least once this academic year. The majority of students, regardless of whether they know their advisor, feel that a mandatory meeting at least once a year would be helpful. Of the students who have met with their advisor, nine out of ten (89%) feel that they receive good advice, and 84% feel that their advisor is well trained for the role. Eighty-five percent (85%) of the students responded that they are satisfied with the quality of advising at NU.

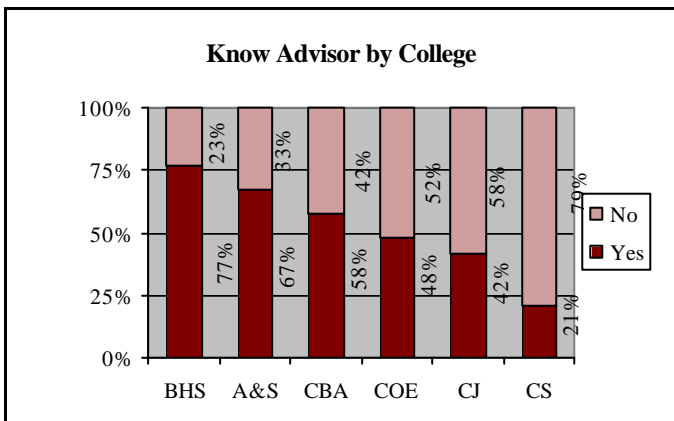
<u>College</u>	<u>n</u>	<u>%</u>	<u>Origin</u>	<u>n</u>	<u>%</u>
Arts & Sciences	168	33 %	Started as Freshman	425	85 %
Bouvé Health Sciences	62	12	Transferred	77	15
Business Administration	124	25		<u>502</u>	<u>100 %</u>
Computer Science	37	8			
Criminal Justice	33	7	<u>Gender</u>	<u>n</u>	<u>%</u>
Engineering	65	13	Male	234	47 %
School of General Studies	12	2	Female	268	53
	<u>502</u>	<u>100 %</u>		<u>502</u>	<u>100 %</u>
<u>Class Year</u>	<u>n</u>	<u>%</u>	<u>Final Disposition of Sample</u>	<u>n</u>	<u>%</u>
Freshman	135	27 %	Completed interviews	502	31 %
Sophomore	128	26	Contacted but refused	148	9
Middler	79	16	Unable to contact	271	17
Junior	62	12	Phone number unavailable	677	42
Senior	97	19	Ineligible / unusable	5	0
Other	1	0		<u>1603</u>	<u>100 %</u>
	<u>502</u>	<u>100 %</u>			



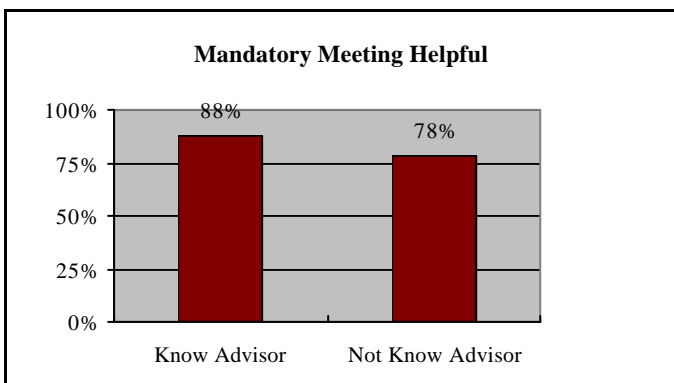
- ◆ Three out of five (59%) respondents know who their academic advisors are. All of these students have met with their advisor at least once this academic year. Of those that do not know their advisor, 71% said that they know how to find out.



- ◆ Of the fifty-nine percent (59%) of students who know who their advisors are, there is not much variance by class year, with the exception of sophomores. [Note: This represents the large entering class of 2000.]

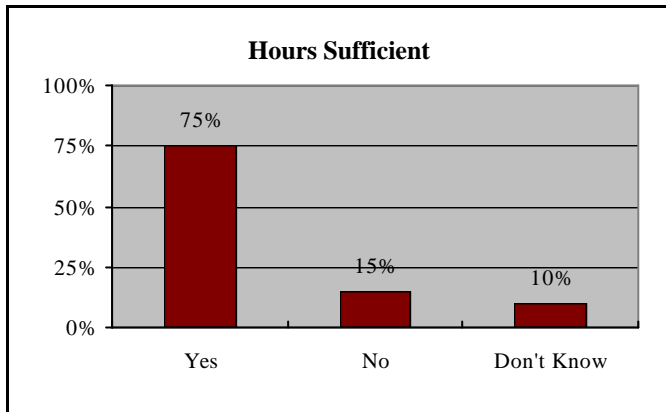


- ◆ There is wider variance by college. In the larger colleges it ranges from 44% to 77%, and in the smaller colleges from 21% to 42%. [Not shown: School of General Studies, (n=12)]

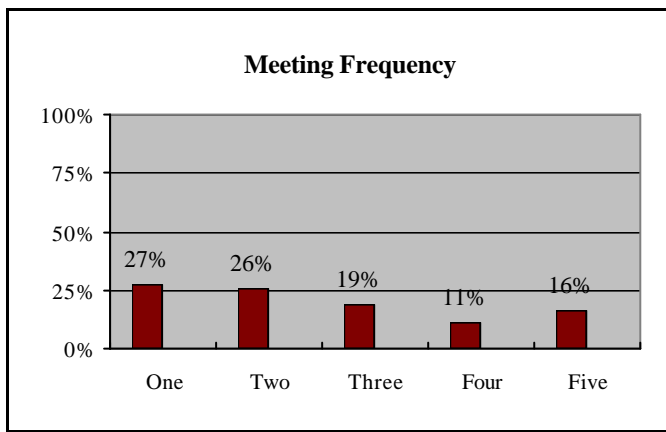


- ◆ The majority of students, regardless of whether they know their advisor, feel that a mandatory meeting at least once a year would be helpful.

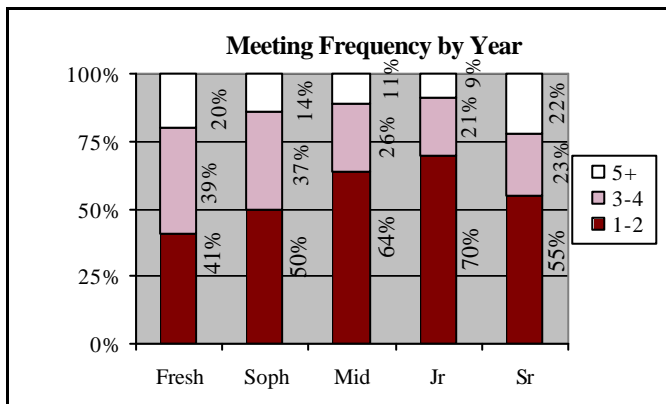
Advising Experience



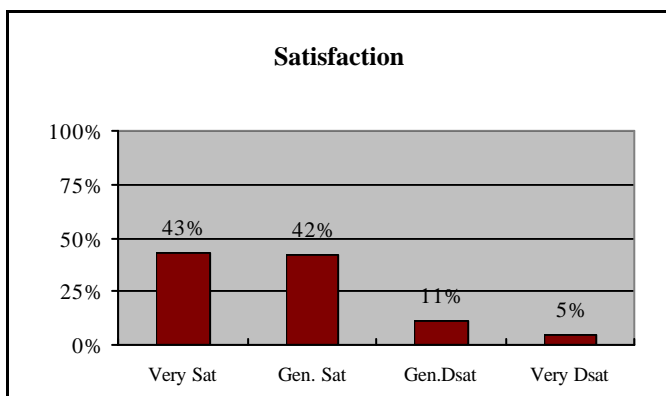
- ◆ Of the students who are aware of their advisors' scheduled office hours, 75% feel the hours are sufficient. (n=251)



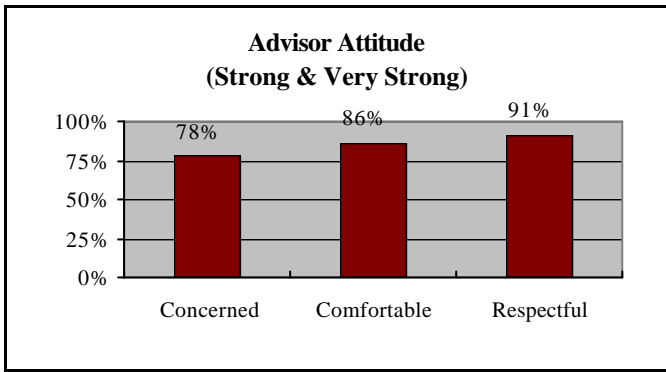
- ◆ Of those who have seen an advisor, 73% have seen the advisor more than once this year.



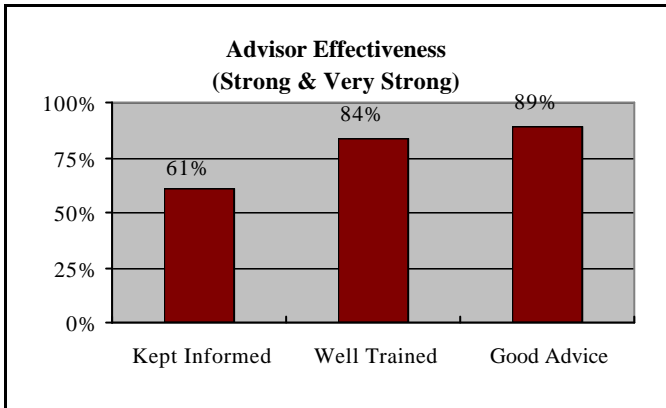
- ◆ As students progress, they have fewer meetings with advisors until they are seniors preparing for graduation.



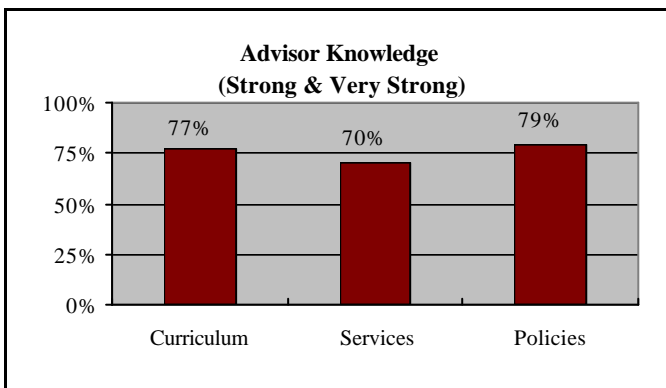
- ◆ Eighty-five percent (85%) of students are very satisfied or generally satisfied with the quality of advising at NU. No significant differences were found across years, gender, or transfer status.



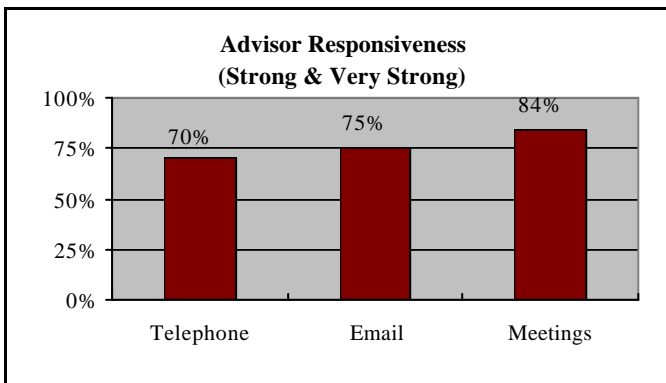
- ◆ Students feel comfortable working with their advisors. Students also feel that their advisors are respectful and concerned for their needs and problems.



- ◆ The majority of respondents feel that their advisors give good advice (89%) and are well trained (84%), while 61% feel that they are kept well informed by their advisor.



- ◆ Students feel that advisors' knowledge of the curriculum, campus services, and policies and procedures, is strong or very strong.



- ◆ Eighty-four percent (84%) of students feel that advisors' responsiveness is strong or very strong during meetings, compared to 75% over the telephone and 70% via email.