



**Sophomore/Co-op Survey (0001-4)
August 2001**

During the Spring Quarter, 2001, NUPULSE surveyed 99 second-year students from the Fall 1999 entering class in order to determine their current level of satisfaction with their college experience and to learn more about their first co-op experience. This year's survey results are compared, where appropriate, to those of previous years. However, for a variety of circumstances, NUPULSE was able to obtain only 99 completed interviews this year as compared to 292 last year and 460 the previous year. Therefore, caution should be exercised when reviewing the results of this smaller sample.

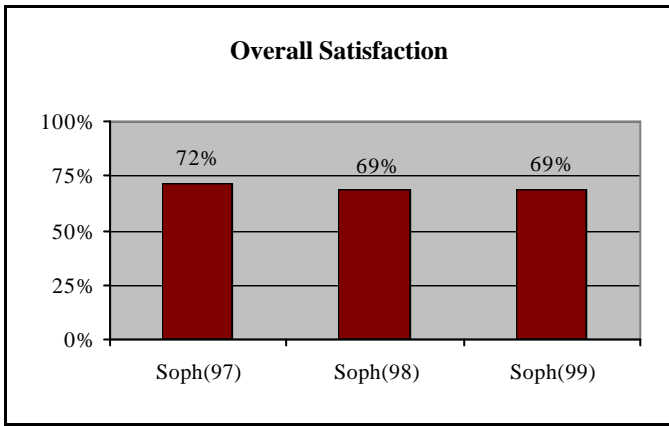
Executive Summary
Many of the results of this year's survey of sophomores are consistent with those that were obtained in previous years, especially with respect to overall satisfaction with Northeastern, faculty availability and staff availability. However, the percentage of sophomores that say they would definitely re-enroll at NU has declined in each of the last three years—from 55% to 51% to 41%.

Sophomore satisfaction with co-op job availability remains constant at over 60%, as does satisfaction with the degree of challenge of the first co-op job (over 70%). However, satisfaction with the availability of the student's co-op coordinator to assist them continued to decline—from 79% to 64% to 59% this year. Also, the proportion of students whose co-op jobs are closely related to their studies declined as did the percentage of students that said they could apply their classroom learning to their co-op job. Finally, respondents in the present survey were far less likely to have lived in a NU residence hall while on co-op than the participants were in previous sophomore surveys.

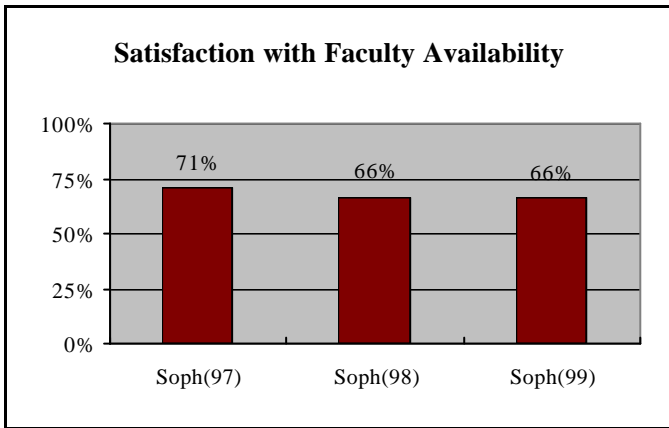
Respondent Characteristics

<u>College</u>	<u>n</u>	<u>%</u>	<u>Origin</u>	<u>n</u>	<u>%</u>
Arts & Sciences	32	32	Started as a Freshman	74	75
Bouvé	13	14	Transferred to NU	25	25
Business Administration	21	21		99	100%
Computer Science	4	4	<u>Gender</u>	<u>n</u>	<u>%</u>
Criminal Justice	7	7	Male	48	49
Engineering	22	22	Female	51	51
	99	100%		99	100%
<u>Currently Living</u>	<u>n</u>	<u>%</u>	<u>Final Disposition of the Sample</u>	<u>n</u>	<u>%</u>
At home	30	30%	Completed interviews	99	8
NU dorm or apartment	10	10%	Contacted, but refused	150	12
Other non-NU housing	59	60%	Not contacted	24	2
	99	100%	Phone numbers unavailable	940	76
			Ineligible/unusable	26	2
				1,239	100%

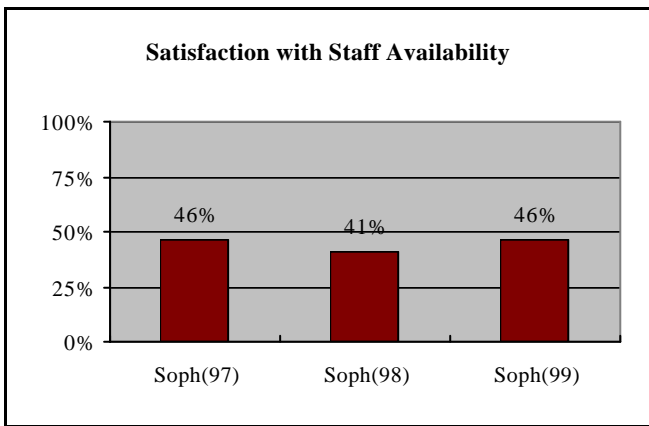
Student Satisfaction



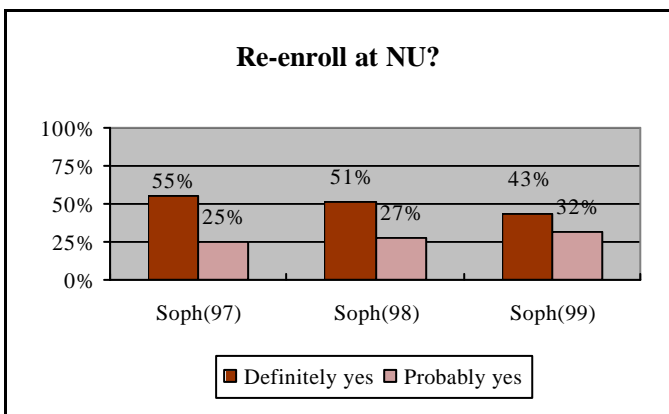
◆ The percentage of sophomores that expressed overall satisfaction with NU in this year's survey has been virtually identical in each of the last three years.



◆ Similarly, the percentage of respondents who expressed satisfaction with faculty availability has remained relatively constant in each of the surveys.



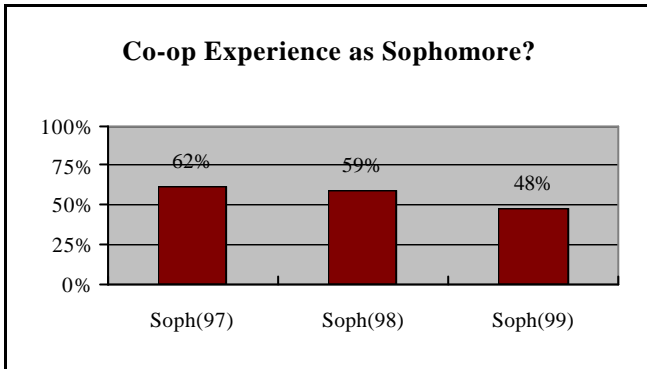
◆ Forty-six percent of this year's respondents said that they were satisfied with the staff to help resolve academic program questions and concerns. This is a slightly higher level of satisfaction than what was reported last year.



◆ This year, seventy-five percent (75%) of the respondents indicated that if they had it to do over again, they would “definitely” or “probably” re-enroll at NU. This percentage is slightly less than previous years (80% and 78% respectively).

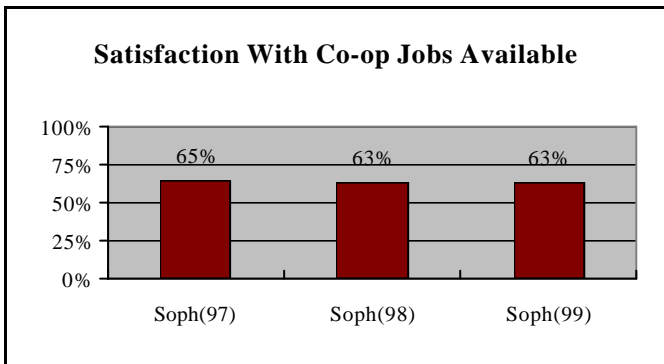
Those that would “definitely” re-enroll dropped from 51% to 43%.

Co-op and the Sophomore Experience

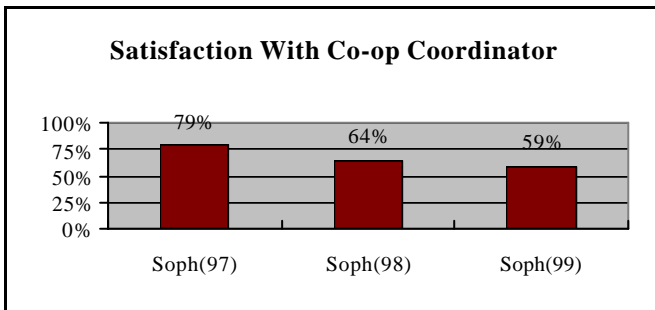


◆ This year, there was a decline in the percentage of sophomores who had already gone out on co-op. Of those who had not yet had their first co-op job, 89% are planning to do so.

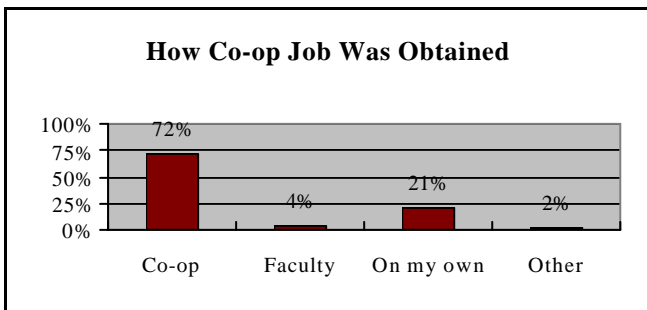
The following results are based on the responses of the 47 respondents that indicated they had been out on co-op.



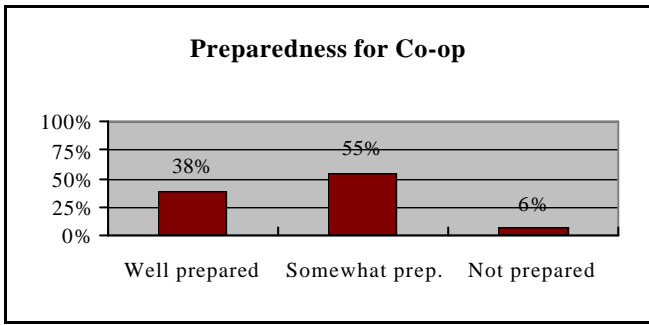
◆ Sixty-three percent (63%) of the respondents said that they were “somewhat satisfied” or “very satisfied” with the co-op jobs that were available to them. This is comparable to previous years’ surveys.



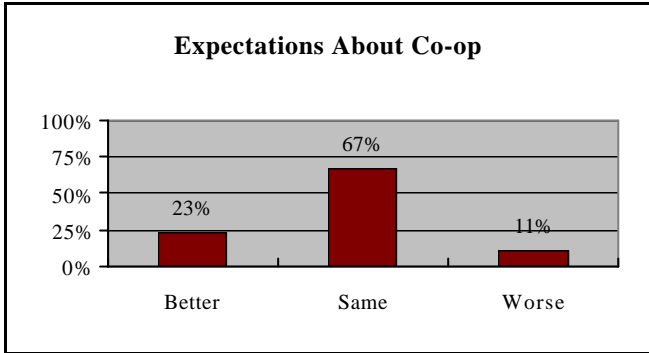
◆ Fifty-nine percent (59%) of the survey members said they were “somewhat satisfied” or “very satisfied” with the availability of their co-op coordinator to assist them. This represents a steady decline over the last three years.



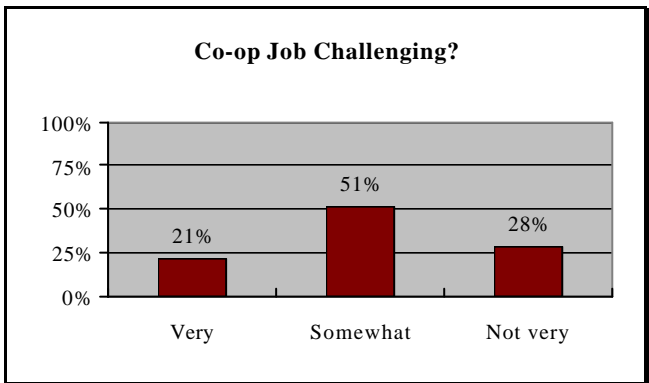
◆ Seventy-two percent (72%) of students obtained their co-op job working with their co-op coordinator. Less than a quarter of respondents obtained their co-op job on their own. These results are similar to those obtained last year.



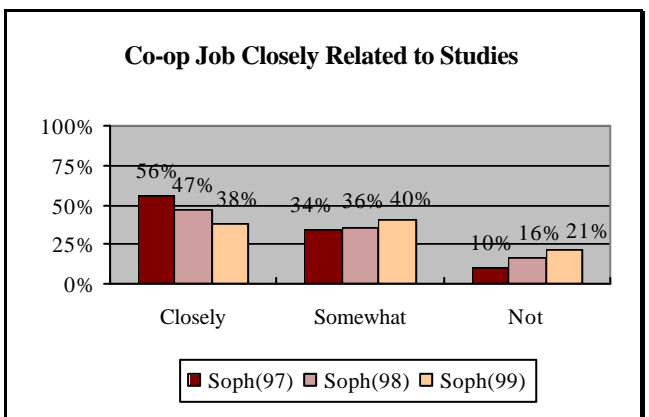
◆Ninety-three percent (93%) of the students said that they were “well prepared” or “somewhat prepared” to go out on co-op. Similar percentages were obtained in previous years (97% and 96% respectively).



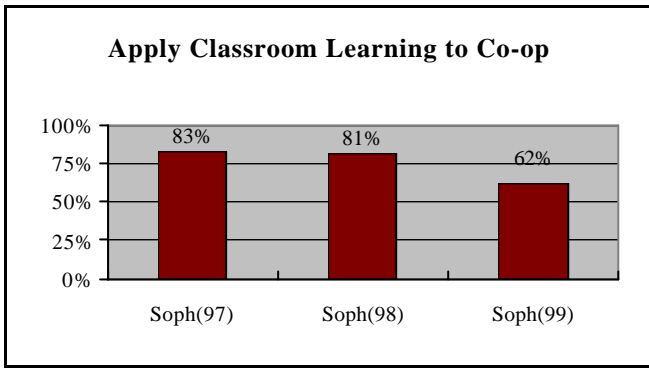
◆ Eighty percent (80%) of the respondents said that their co-op experience was as good as or better than what they had expected. In previous years, the corresponding percentages were 83% and 86%.



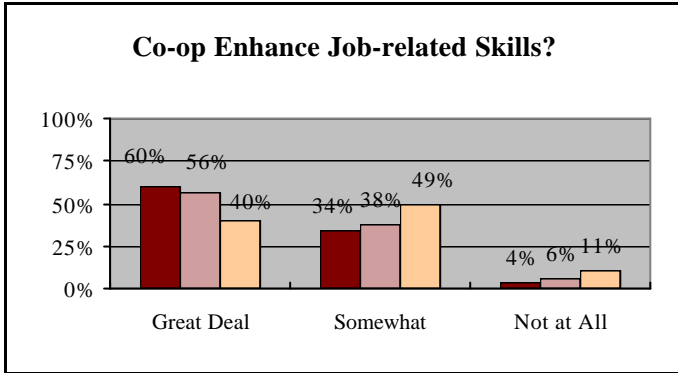
◆Seventy-two percent (72%) of the students found their first co-op job to be “somewhat challenging” or “very challenging”. Seventy-one percent (71%) found their first co-op job to be challenging in the two previous years.



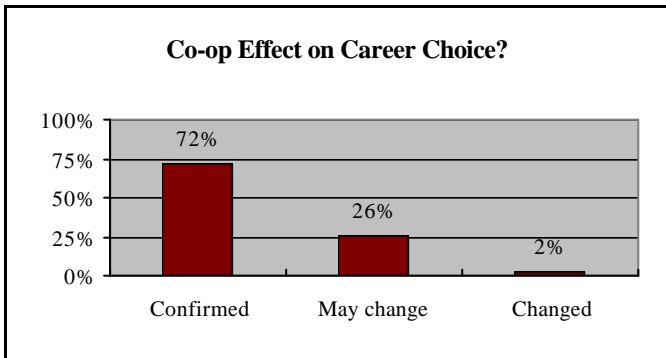
◆ The percentage of sophomores that reported their co-op job was closely related to their studies was 38%. This is a decline of 9 percentage points compared to last year's survey and 18 percentage points over the previous year.



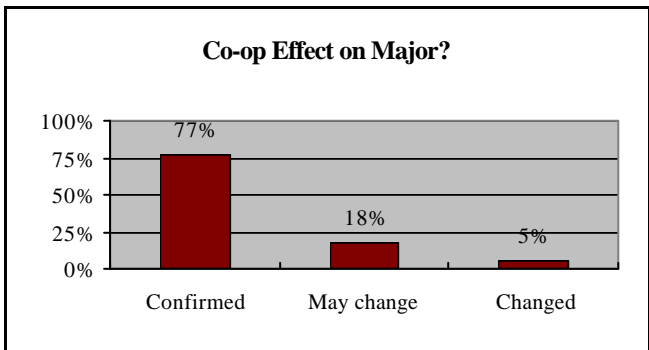
◆ This year, there was a significant decline in the percentage of respondents that said they could apply “some” or “a great deal” of what they had learned in the classroom to their co-op job.



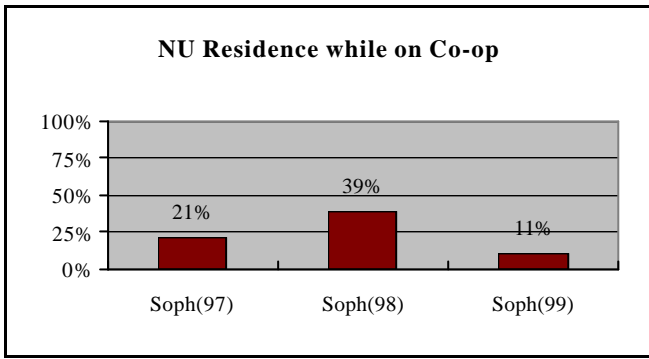
◆ This year, 40% of the sophomores who had a co-op experience reported that the experience had enhanced their job-related skills a “great deal”. Another 49% indicated their job-related skills had been enhanced “somewhat”. Therefore, a total of 89% experienced some enhancement of their job skills as compared to 94% in previous years.



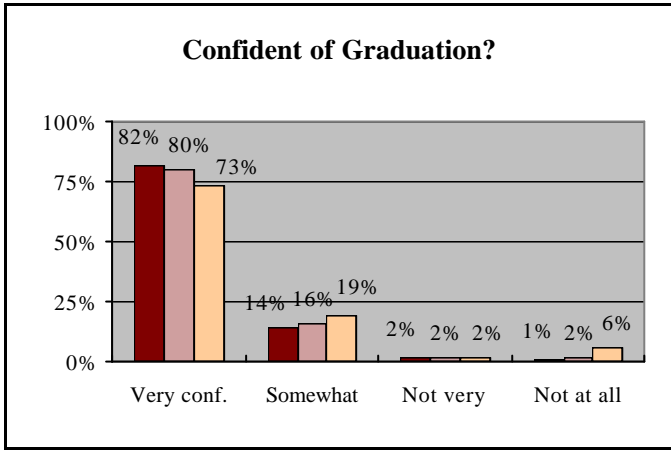
◆ Almost three-quarters of the sophomores found that their co-op experience had confirmed their existing career choice. The comparable percentage from previous years was 64% and 65%.



◆ More than three-quarters of the sophomores indicated that their co-op experience had confirmed their choice of a major. Similar percentages (77% and 74%) were obtained in previous years.



◆ This year only 11% of sample members lived in a NU residence hall while on co-op compared to 39% and 21% in previous years.



◆ Slightly more than seven out of every ten sophomores (73%) interviewed said they were “very confident” that they would graduate from NU. Another 19% indicated they were “somewhat confident”. These results indicate a slight softening in confidence compared to previous years.