



**Junior Survey (0001-5) August 2001**

During the Spring Quarter, 2001, NUPULSE surveyed 104 members of the junior class. This was the fourth year in which this particular class had been surveyed. The purpose of these surveys has been to measure student satisfaction longitudinally and to obtain student attitudes and opinions with respect to their co-op experiences. This year's results are compared, where applicable, to the results obtained in the three previous surveys for this class.

**Executive Summary**  
*Overall, two-thirds (66%) of the juniors interviewed expressed general satisfaction with their college experience. This factor has shown a very slight decline from the freshman year to the junior year. The proportion of juniors who would re-enroll at NU(75%) has also declined since the freshmen survey(86%).*

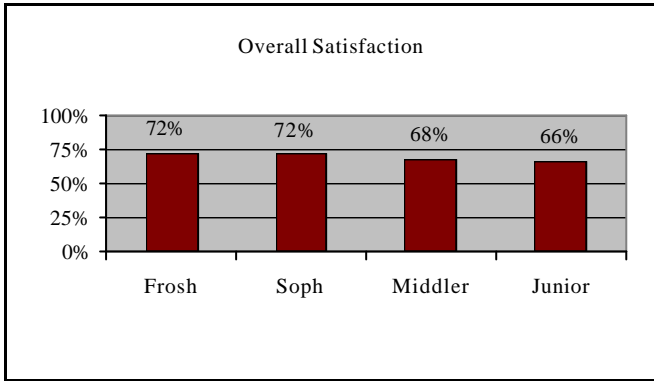
*Students continue to express the opinion that they are relatively well prepared to go out on co-op and that their last co-op job was either "very or somewhat" challenging. Sixty-three percent of the respondents indicated their jobs were closely related to their studies and over two-thirds reported that their co-op experience enhanced their job-related skills greatly. However, respondent satisfaction with the availability of their co-op coordinators to assist them continued to decline from a high of 79% as sophomores to 59% as juniors, and more than a third(34%) of the juniors interviewed reported obtaining their own co-op jobs.*

**Respondent Characteristics**

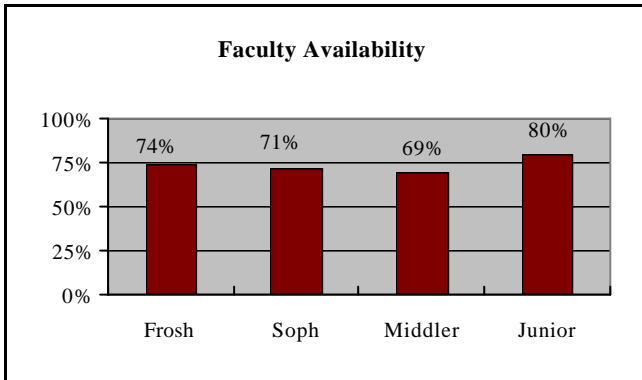
	<u>n</u>	<u>%</u>
<u>College</u>		
Arts & Sciences	44	42
Bouvé	18	17
Business Administration	9	9
Computer Science	5	5
Criminal Justice	8	8
Engineering	<u>20</u>	<u>19</u>
	104	100%
<u>Currently Living</u>	<u>n</u>	<u>%</u>
At home	20	19
NU dorm or apartment	8	8
Other non-NU housing	74	71
DK	<u>2</u>	<u>2</u>
	104	100%

<u>Origin</u>	<u>n</u>	<u>%</u>
Started as a Freshman	85	82
Transferred to NU	<u>19</u>	<u>18</u>
	104	100%
<u>Gender</u>	<u>n</u>	<u>%</u>
Male	42	40
Female	<u>62</u>	<u>60</u>
	104	100%
<u>Final Disposition of the Sample</u>	<u>n</u>	<u>%</u>
Completed interviews	104	28
Contacted, but refused	102	27
Not contacted	16	4
Phone numbers unavailable	141	37
Ineligible/unusable	<u>15</u>	<u>4</u>
	378	100%

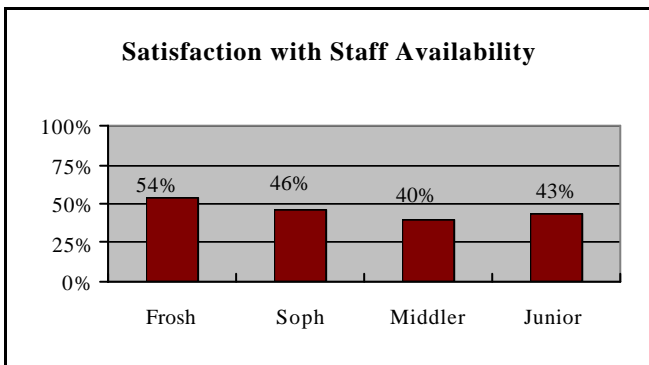
## Student Satisfaction



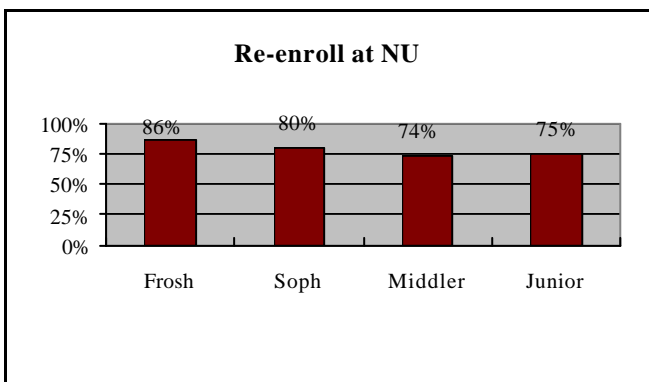
◆ The percentage of the students expressing overall satisfaction with their college experience at Northeastern seems to be declining slightly from 72% as freshmen and sophomores to 68% as middlers and 66% as juniors.



◆ Satisfaction with the availability of faculty to help them outside of the classroom reached its highest level this year (80%), an eleven percentage point gain over last year.



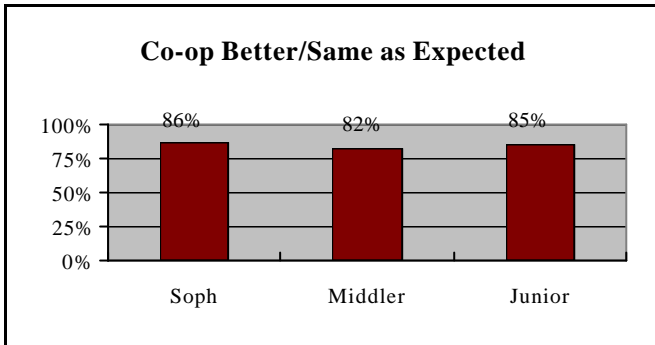
◆ Student satisfaction with the staff's availability to help resolve academic program questions and concerns has declined--from 54% satisfaction as freshmen to 43% satisfaction as Juniors.



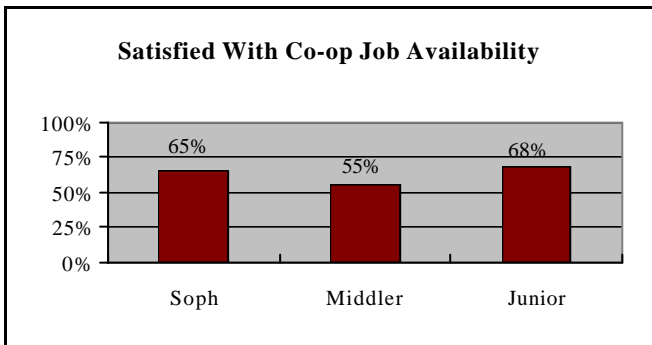
◆ There has also been a decline with respect to the percentage of respondents who said that they would “definitely” or “probably” re-enroll at NU if they had the chance to do it again--from 86% as freshmen to 75% as juniors.

## Co-op and the Student Experience

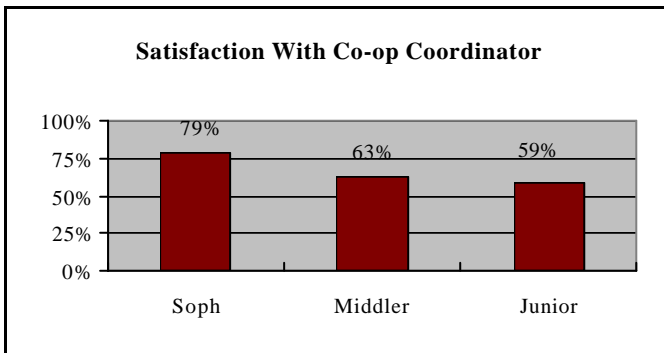
**The following results are based on the responses of 98 junior respondents surveyed this year, 199 middler respondents surveyed last year and 266 sophomore respondents surveyed the previous year. All had indicated they had been out on co-op and were surveyed with the same questions in previous years.**



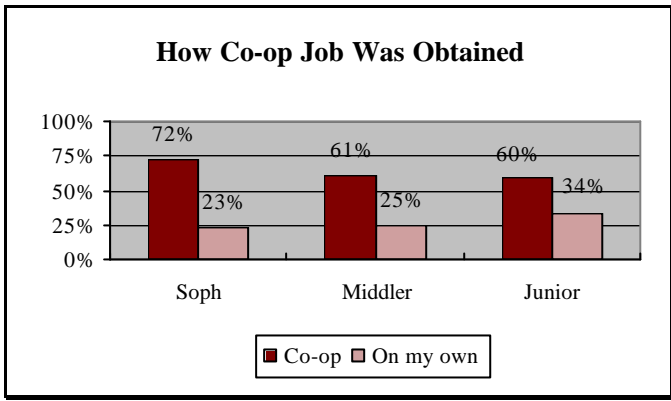
◆ More than 80% of the respondents in all three years said that their co-op experience was as good as or better than initial expectations.



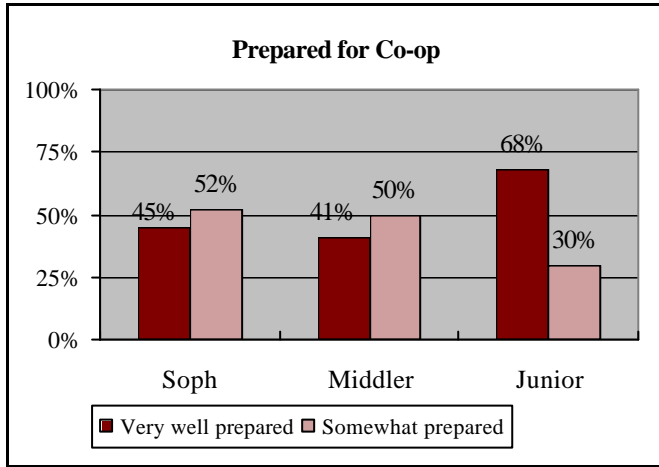
◆ This year, respondent satisfaction with the availability of co-op jobs has increased to 68%, a thirteen percentage point gain over last year.



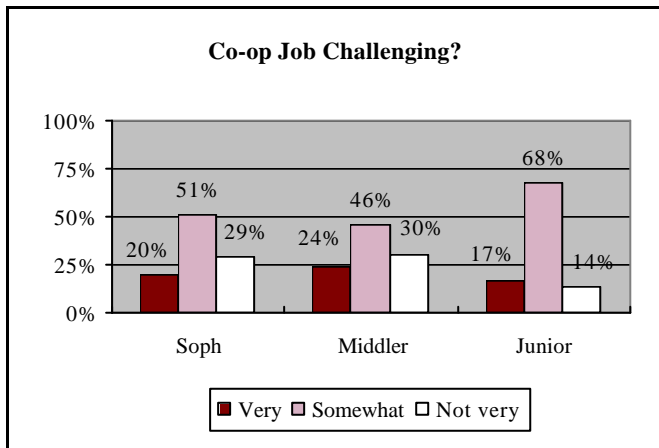
◆ Respondent satisfaction with the availability of their co-op coordinators to assist them continued to decline from a high of 79% as Sophomores to 59% as Juniors.



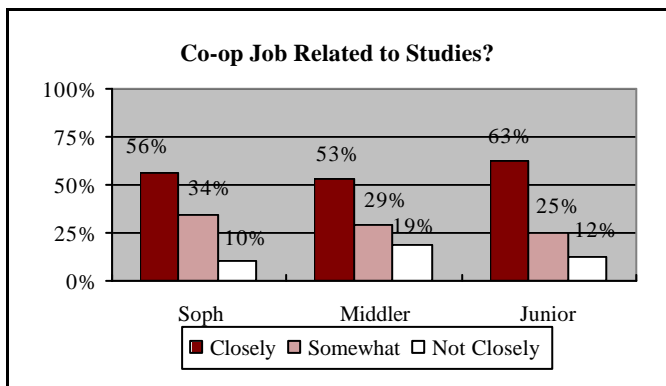
◆ The percentage of juniors who said that they worked with their co-op coordinators to obtain their last co-op job did not change from last year. However, there was an increase in juniors who indicated they had obtained their own co-op job.



◆ Over 90% of the respondents in all three surveys said that they were “very well prepared” or “somewhat prepared” to go out on their last co-op assignment. However, there was a large increase in the percentage of juniors reporting that they were “very well prepared” this year.

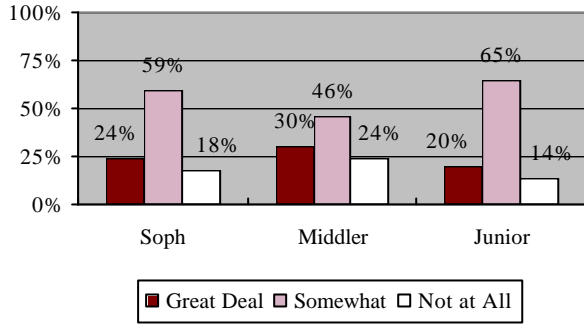


◆ Also, there was a very large increase in the percentage of students that found their co-op job in their junior year to be “somewhat challenging” as compared to previous years. Therefore, 85% of the juniors reported their most recent co-op job to be “very challenging” or “somewhat challenging” as compared to approximately 70% in previous years.



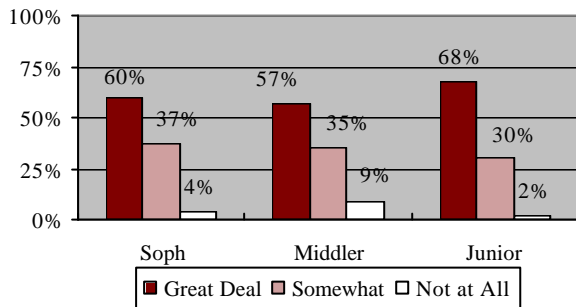
◆ The large majority of respondents in all three surveys indicated that their co-op assignment was “closely related” or “somewhat related” to their studies. Almost two-thirds of the juniors indicated their co-op job was closely related to their studies.

### Apply Classroom Learning to Co-op?



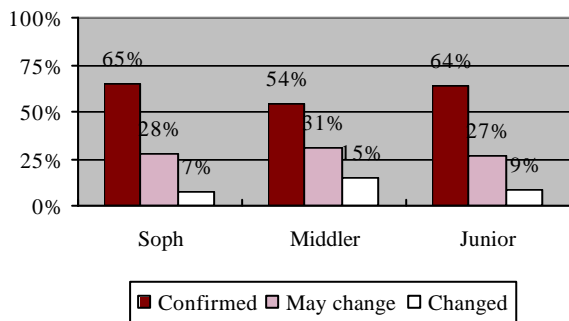
◆ More than ever, the juniors interviewed indicated that they could apply “some” or a “great deal” of their classroom learning to their co-op job.

### Co-op Enhance Job-related Skills?



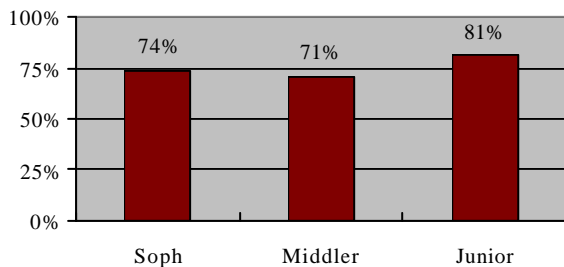
◆ Over two-thirds of the juniors interviewed (68%) this year reported that their co-op experience enhanced their job-related skills a “great deal”.

### Co-op Effect on Career Choice?

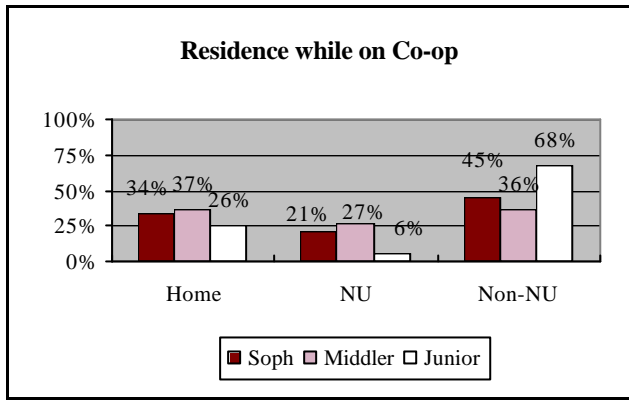


◆ Almost two-thirds of this year’s sample (64%) of juniors said that, in part, as a result of co-op they had confirmed their career choice. The remaining 36% said they “may change” or “had already changed” their career choice.

### Co-op Confirmed Major



◆ Slightly more than 80% of the juniors reported that their co-op experience had confirmed their choice of their particular major.



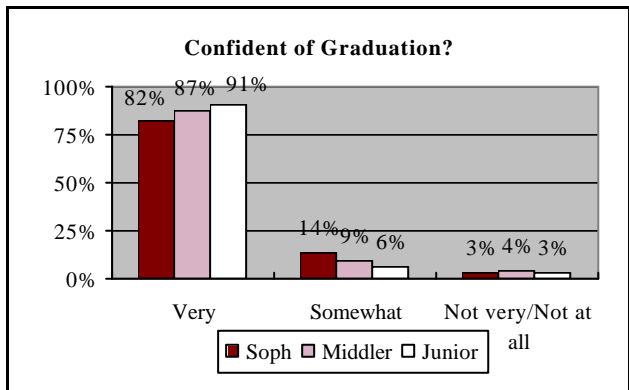
◆ There was a large increase in the percentage of students who lived in non-NU housing while they were on co-op.

**Single Most Important Benefit of Co-op**

- \*“Basically, when you graduate you don’t have to start off in an entry-level position.”
- \*“Gives you a chance to get out in your field so you know what you want to do for the rest of your life.”
- \* “It is a good way to make money, gain experience and build a resume.”
- \*”Get people to serve as references for future appointments.”

**Single Most Important Drawback of Co-op**

- \*“It is a five-year program, delays graduation.”
- \*“Get used to working, hard to go back to school.”
- \*“Availability of jobs that pay good money.”
- \*“Sometimes its hard to find a co-op that’s related to your major.”
- \*“Understaffed with co-op coordinators.”



◆ By the junior year, 91% of the students that were interviewed were very confident they would be graduating from NU.