



Graduate Student Survey (00-01-1)
April 2001

During the Fall Quarter, 2000, NUPULSE completed interviews with 386 graduate students. The purpose of this survey was to measure students' satisfaction with Northeastern and their program of study and to obtain student attitudes and opinions with respect to their courses, activities and housing.

Executive Summary

Eighty-five percent of the students interviewed said that obtaining their graduate degree was important in helping them to gain employment. Almost three out of every four respondents (74%) indicated satisfaction with their degree program, and 80% would recommend Northeastern to their friends as a good place to attend graduate school.

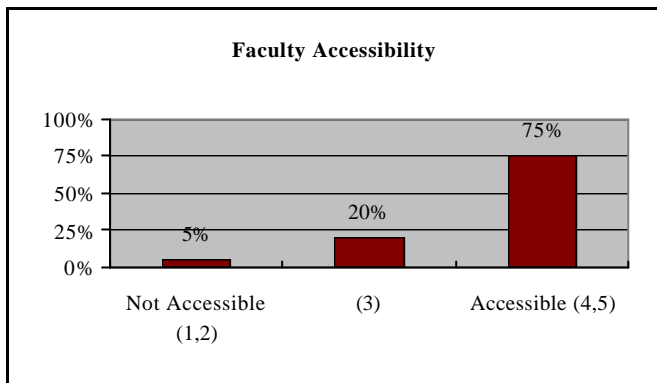
Generally, the graduate students who responded to the survey did not participate in NU student clubs or organizations, nor did they choose to attend very many athletic events. Some did attend NU sponsored lectures, get-togethers and social events. Over half the students were familiar with the Graduate and Professional Student Association (GPSA). However, most did not know if their interests were being served and even fewer indicated they would be likely to participate in the GPSA by attending meetings or serving on the Board.

Less than 3% of the respondents indicated that they are living in a NU residence hall and 85% of those who are not in university housing are not interested in residing in university housing. Of the 15% who are interested in university housing, most would want a single bedroom and would be willing to pay a higher than standard rate for it.

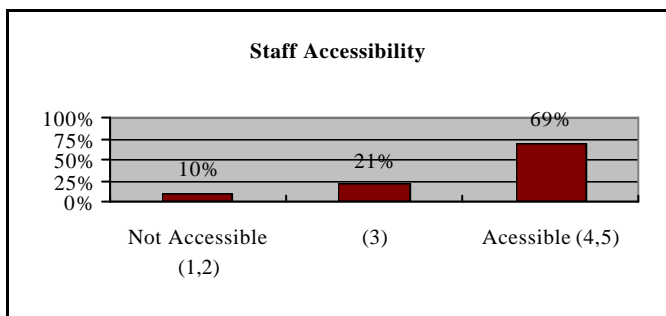
Respondent Characteristics

<u>College</u>	<u>n</u>	<u>%</u>	<u>Degree</u>	<u>n</u>	<u>%</u>
Arts & Sciences	82	21	Masters	325	84
Bouvé	92	24	Doctorate	47	12
Business Administration	96	25	Other	14	4
Computer Science	14	4		386	100%
Criminal Justice	7	2	<u>Gender</u>	<u>n</u>	<u>%</u>
Engineering	92	24	Male	183	47
University College	3	1	Female	203	53
	386	100%		386	100%
			<u>Final Disposition of the Sample</u>	<u>n</u>	<u>%</u>
			Completed interviews	386	29%
<u>Citizen</u>	<u>n</u>	<u>%</u>	Contacted, but refused	121	9%
U.S. Citizen	289	75	Not contacted	153	12%
Permanent Resident	27	7	Phone numbers unavailable	621	47%
International Student/DK	70	18	Ineligible/unusable	33	3%
	386	100%		1314	100%

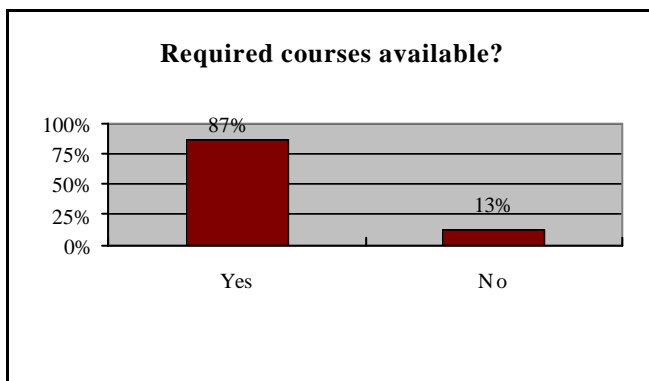
Program of Study



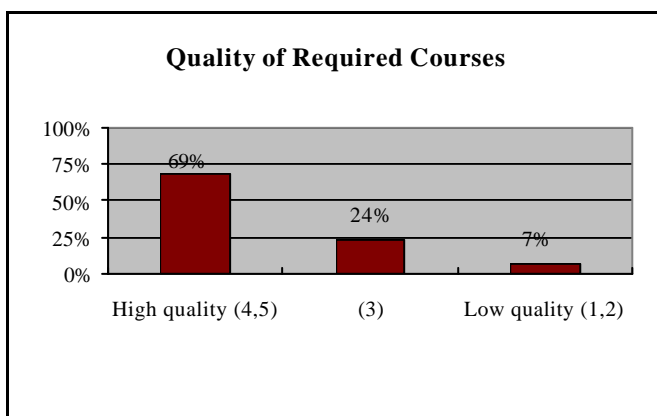
◆ Seventy-five percent (75%) of the graduate students interviewed found the **faculty** to be “accessible or very accessible” to help them with their academic questions or concerns.



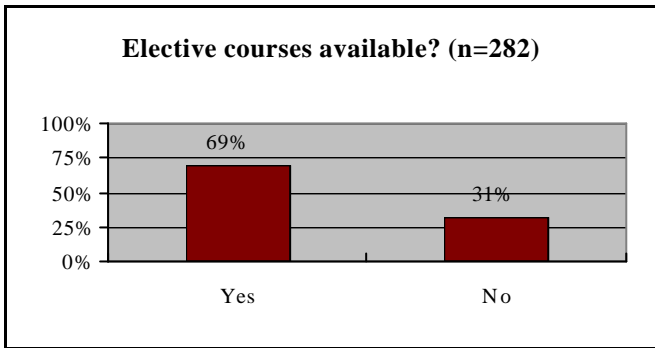
◆ Similarly, almost 70% of the graduate student respondents found the **staff** to be “accessible or very accessible” to help them with their academic questions or concerns.



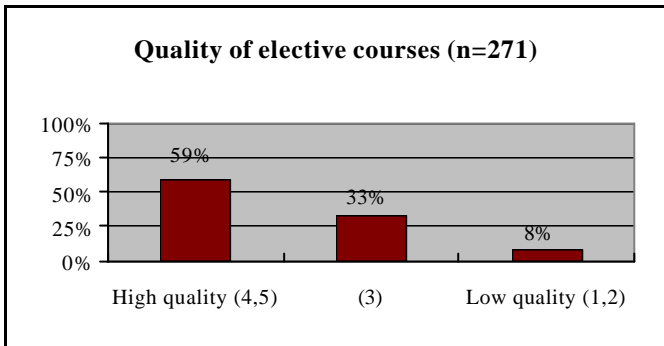
◆ Eighty-seven percent (87%) of the students interviewed indicated their **required courses** were generally available when they wished to take them.



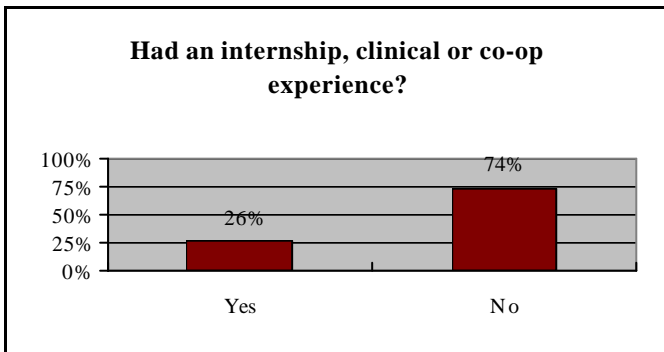
◆ And 69% of these students rated the quality of their **required courses** as being of “high or very high quality”.



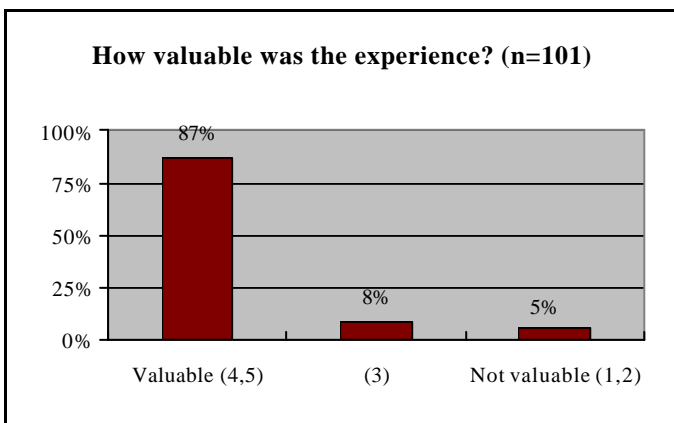
◆ Almost 70% of the respondents indicated that the elective courses they wanted to take were generally available.



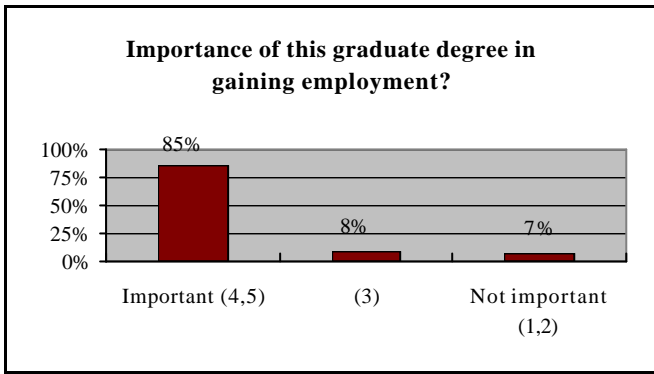
◆ Approximately three out of every five respondents rated their elective courses as being of “high or very high quality”.



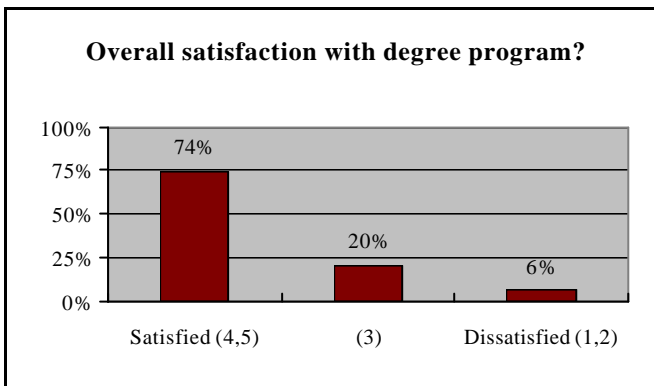
◆ Twenty-six percent (26%) of the respondents reported having had a co-op, clinical or internship experience as part of their graduate program.



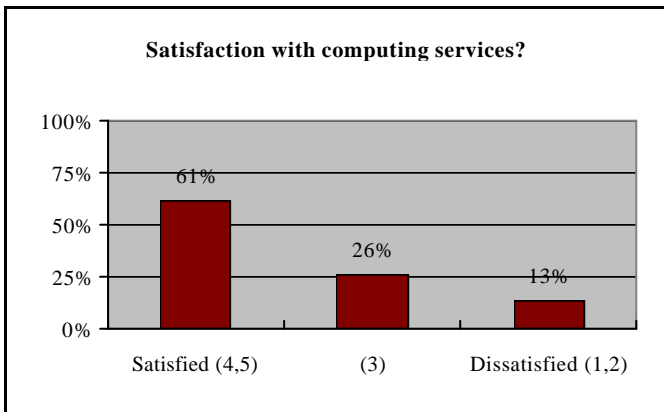
◆ Of those students who had a co-op, clinical or internship experience, 87% rated their experience as being “valuable or very valuable”.



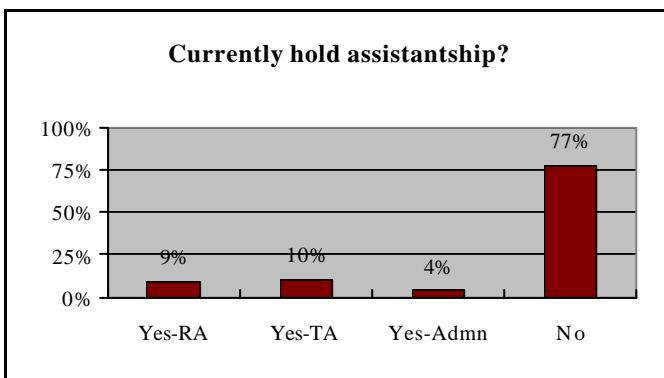
◆ Eighty-five percent (85%) of the students interviewed said that getting their graduate degree was important in helping them gain employment.



◆ Seventy-four percent (74%) of the respondents were either “satisfied or very satisfied” with their degree program at Northeastern.



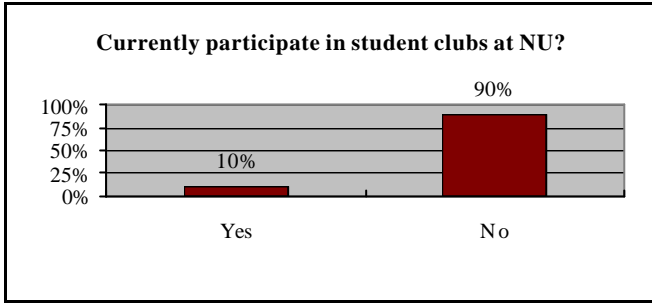
◆ Sixty-one percent (61%) of the graduate students interviewed rated the computer services available to them as “satisfactory or very satisfactory”.



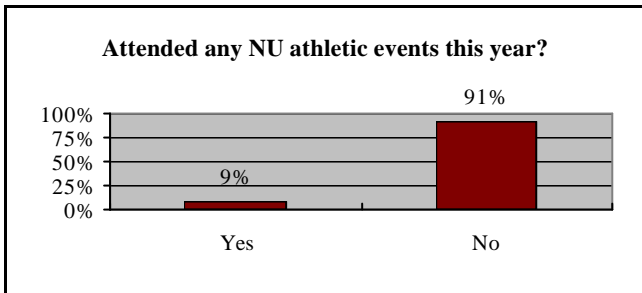
◆ Twenty-three percent (23%) of the respondents reported working with a faculty member as a teaching, research or administrative assistant.

Student Involvement in NU Activities

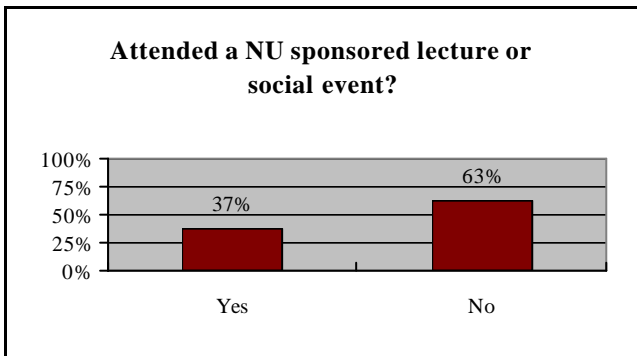
Students were asked a number of questions regarding their involvement in a variety of activities at Northeastern.



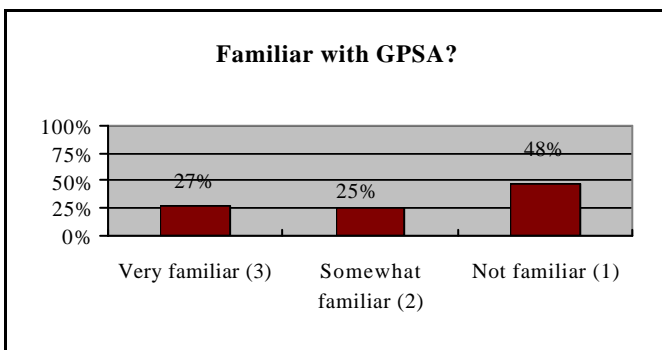
◆ Only 10% of the students contacted are currently participating in any student clubs or organizations at NU.



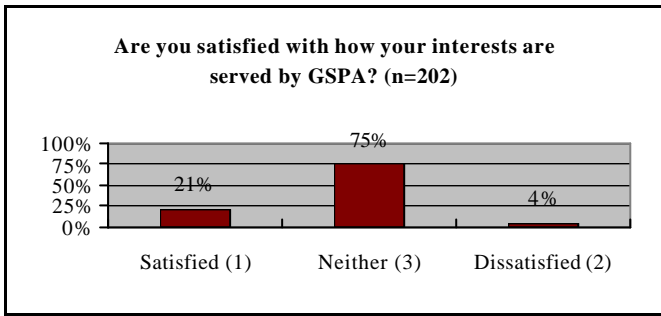
◆ Only 9% of the respondents have attended any NU athletic events this year.



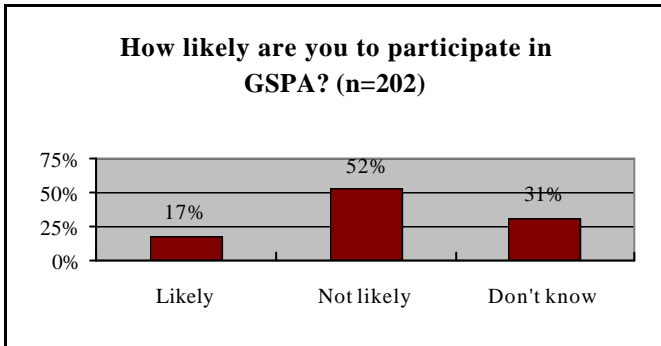
◆ However, 37% of the students report having attended a NU sponsored lecture, get-together or social event this year.



◆ Fifty-two percent (52%) of the respondents are “somewhat or very familiar” with Northeastern’s Graduate and Professional Student Association (GPSA).



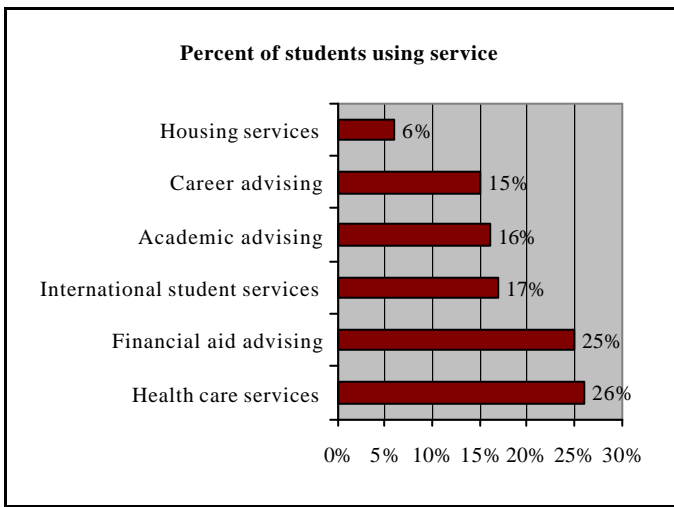
◆ Of those students who are familiar with the GPSA, 21% are satisfied that their interests are being served. However, the majority (75%) were neither satisfied nor dissatisfied.



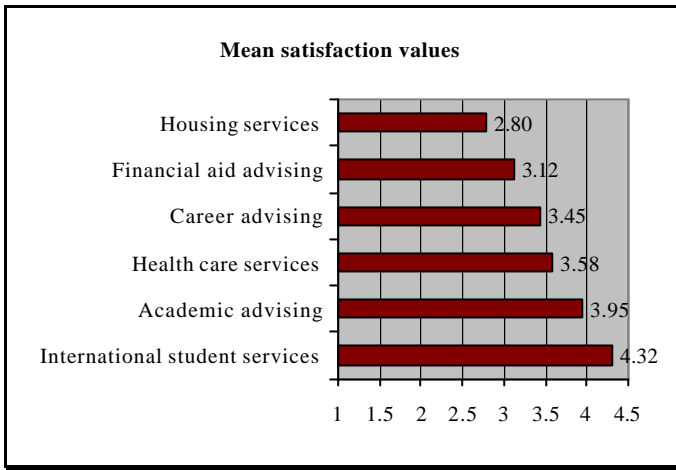
◆ Of those students who are familiar with the GPSA, only 17% indicated they would be likely to participate in the GPSA by attending meetings or serving on the Board.

Satisfaction with Student Services

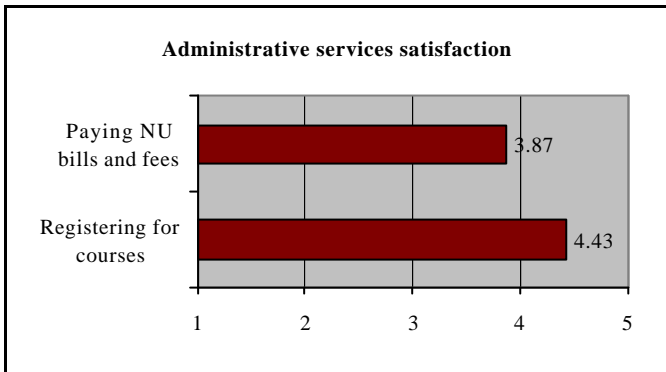
Respondents were read a list of student services and asked if they had used any of them, and if they did, to indicate on a five-point scale (1=Very dissatisfied to 5=Very satisfied) how satisfied they were with the service rendered.



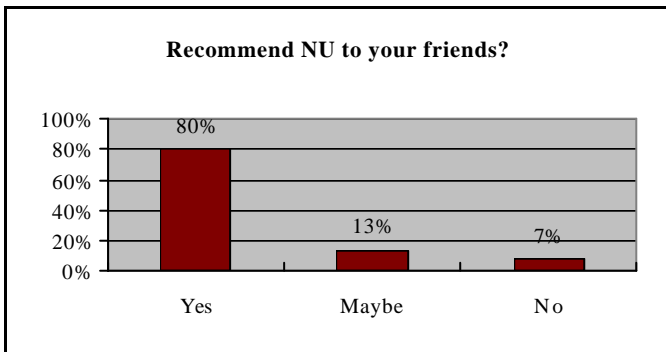
◆ Of all the services listed, those which had the highest respondent usage were health care services and financial aid advising (26% and 25% respectively).



◆ Respondents rated most of the services above average, with the International Student Services being rated the highest.



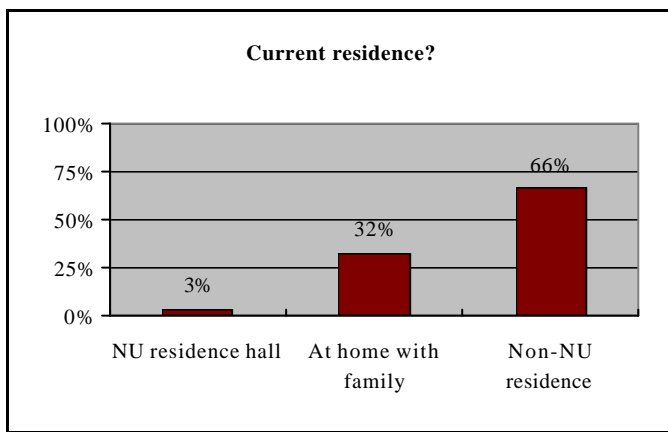
◆ Respondents generally gave high satisfaction ratings to both registering for courses and paying their NU bills and fees.



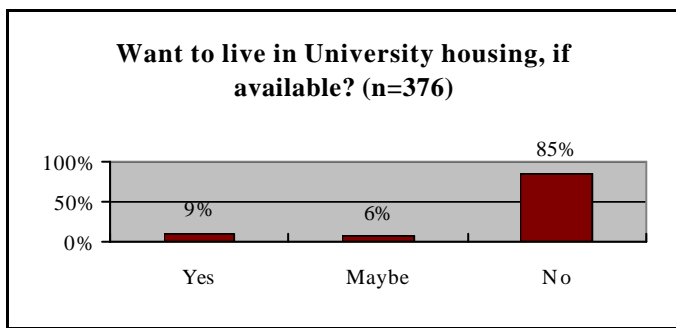
◆ Eighty percent (80%) of the students would recommend Northeastern to their friends as a good place to attend graduate school.

- "They make it easy for full-time workers, many classes available to take." (ENG)
- "Overall very satisfied with teachers and course load and accessibility. It is very convenient for part-time." (ENG)
- "Generally good school. You can finish your degree faster." (CS)
- "It is one of the few places of high academic quality that really respects working students. Professors are good and accessible." (A&S)
- "Quality of education. Accessible staff. Practical field experience incorporated into the classroom. Down to earth student body." (A&S)
- "Very high quality professors who bring real life experiences into the classroom, professors/staff concerned with career development of students." (CBA)

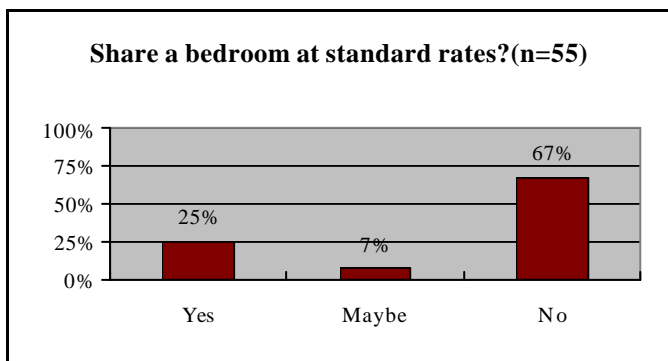
- ◆ The three top reasons students gave for recommending NU as a good place to attend graduate school were:
 - a) the quality and variety of the curriculum;
 - b) the experienced faculty; and
 - c) the flexibility and accessibility of the programs offered.



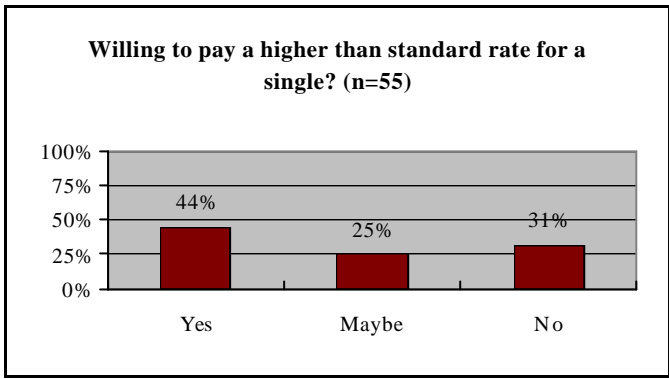
- ◆ Only 3% of the graduate students interviewed live in a NU dorm or residence hall. The majority live in housing not associated with NU.



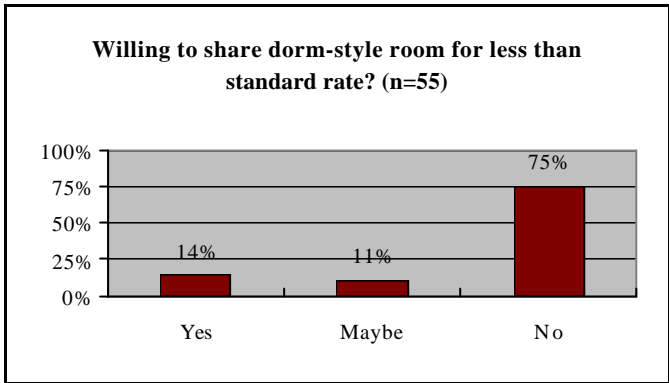
- ◆ Respondents not in university housing were asked if they would want to live in university housing if it were available to them. Eighty-five percent (85%) indicated that they would not.



- ◆ Twenty-five percent (25%) of the respondents who said they may want to live in university housing if it were available, indicated they would be willing to share a bedroom in a 2, 3, or 4 person apartment at standard rates.



◆Forty-four percent (44%) would pay a higher than standard rate to get a single room in university housing. Another 25% would consider it.



◆Only 14% would be interested in a traditional dorm-style room shared with another roommate if it were available at a less than standard rental fee.